
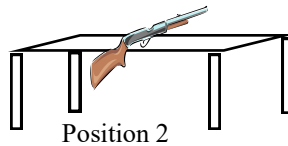

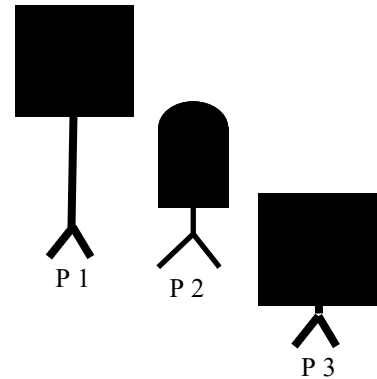
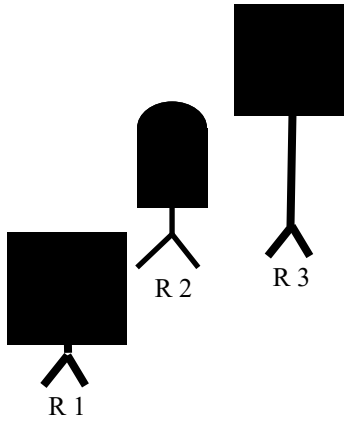
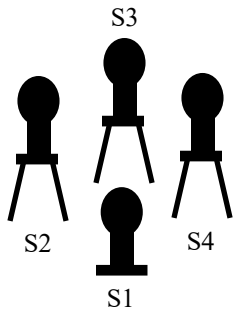


Stage 1  
Bay 3  
August 2022



**10 PISTOL 10 RIFLE 4+ SHOTGUN**

**Staging** Two pistols loaded with 5 rounds each and holstered. Rifle loaded with 10 rounds staged on the table at position 2. Shotgun staged anywhere safely with at least 4 shells on your person.

**Gun sequence** Pistols, rifle, shotgun or shotgun, rifle, pistols

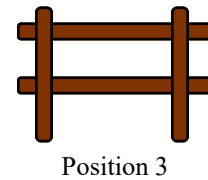
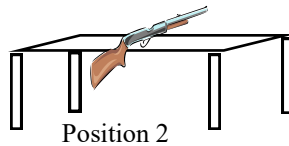
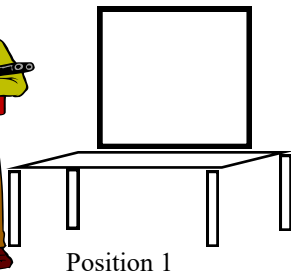
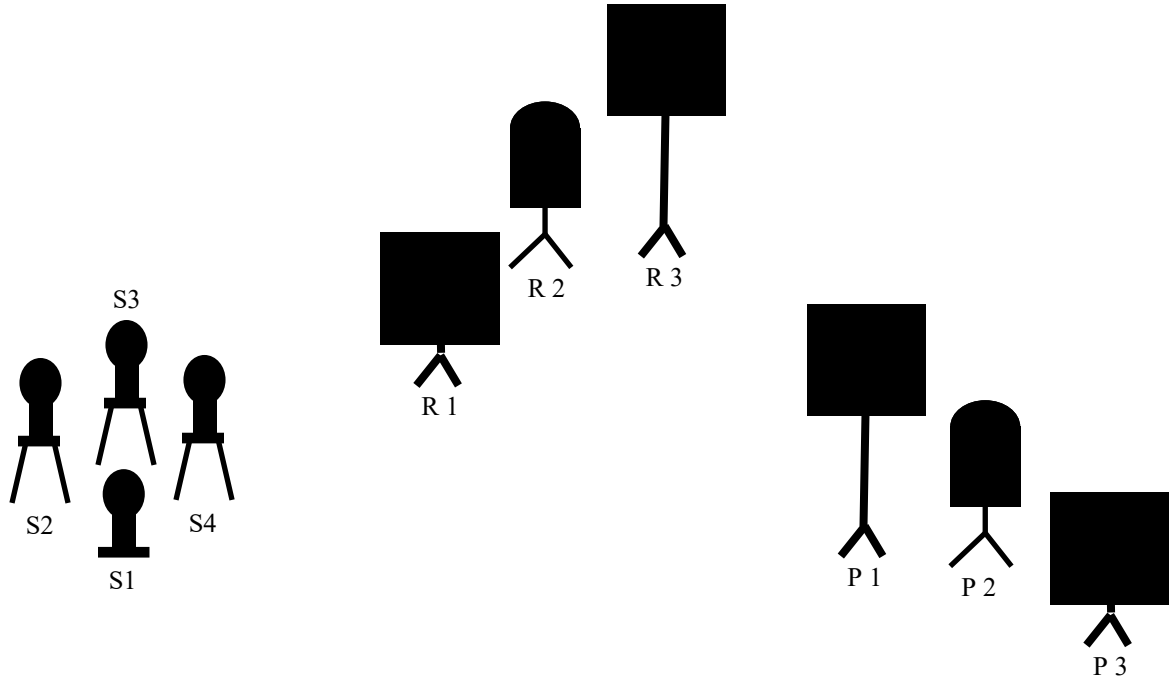
**Start** Standing at the **center** of position 1 (shooters choice) with your hands on your hat brim.

**On Signal** With the pistols, starting on either end, engage P1 thru P3 with a 3-4-3 sweep.

Move to the table at position 2 and starting on either end, with the rifle engage R1 thru R3 as per the pistol instructions.

Move to the window at position 3 and with the shotgun engage S1 thru S4 thru the window in any order.

Stage 2  
Bay 3  
August 2022



**10 PISTOL 10 RIFLE 4+ SHOTGUN**

**Staging** Two pistols loaded with 5 rounds each and holstered. Rifle loaded with 10 rounds stage on the table at position 2. Shotgun in both hands at position 1 with at least 4 shells on your person.

**Gun sequence** Shotgun, rifle, pistols


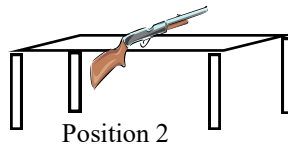
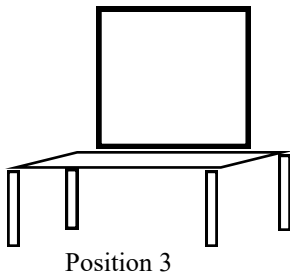
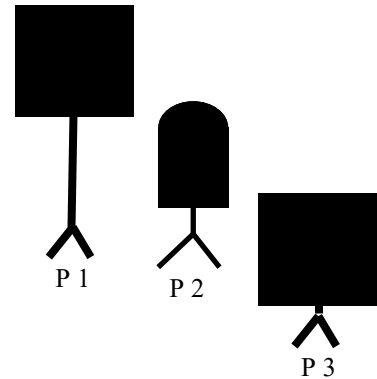
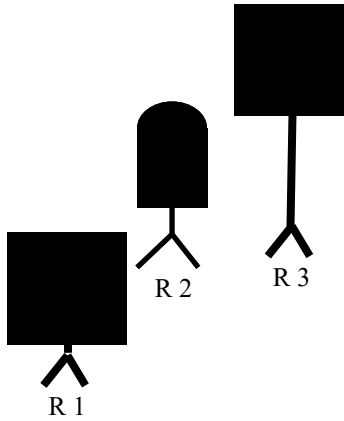
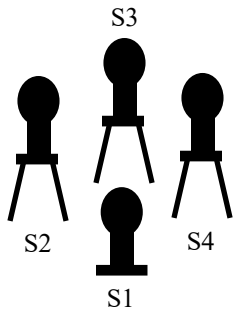
**Start** Standing at the center of position 1 with the shotgun in both hands.

**On Signal** With the shotgun at position 1 engage S1 thru S4 thru the window in any order.

Move to the table at position 2 and starting on either end with the rifle engage R1 thru R3 with a triple tap sweep then place the 10th round on the middle target (Tombstone).

Move to the fence at position 3 and with at least one foot behind the fence engage P1 thru P3 as per the rifle instructions.

Stage 3  
Bay 3  
August 2022



**10 PISTOL 10 RIFLE 4+ SHOTGUN**

**Staging** Two pistols loaded with 5 rounds each and holstered. Rifle loaded with 10 rounds staged on the table at position 2. Shotgun staged anywhere safely with at least 4 shells on your person.

**Gun sequence** Pistols, rifle, shotgun

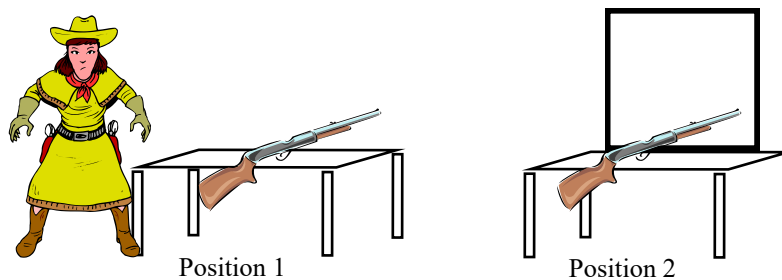
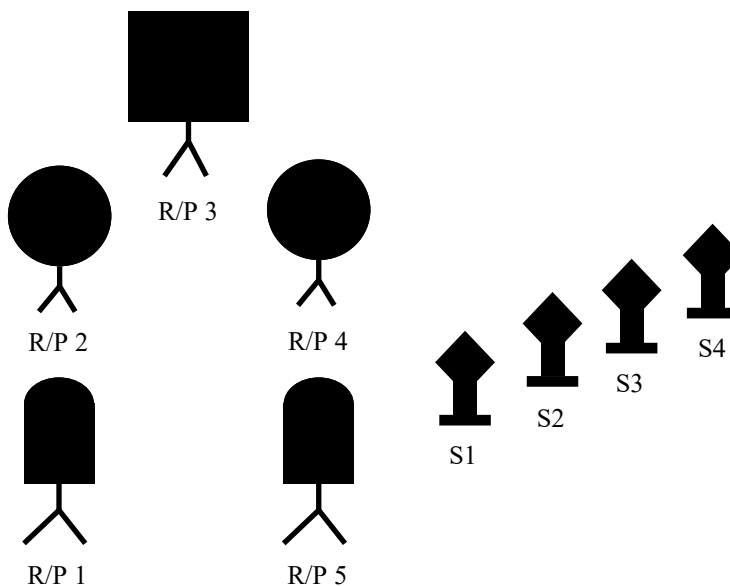
**Start** Standing at the ready at the **center** of position 1.

**On Signal** With the pistols engage P1 thru P3 with a Indiana sweep then repeat .  
(2-2-1-2-3)

Move to the table at position 2 and with the rifle engage R1 thru R3 as per the pistol instructions.

Move to position 3 and with the shotgun engage S1 thru S4 through the window in any order.

Stage 4  
Bay 4  
August 2022



**10 PISTOL 10 RIFLE 4+ SHOTGUN**

**Staging** Two pistols loaded with 5 rounds each and holstered. Rifle loaded with 10 rounds staged on the table at position 1. Shotgun staged anywhere safely with at least 4 shells on your person.

**Start** Standing at the center of the table at position 1 with your hands at low surrender.

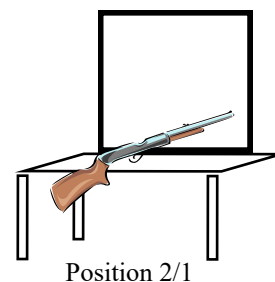
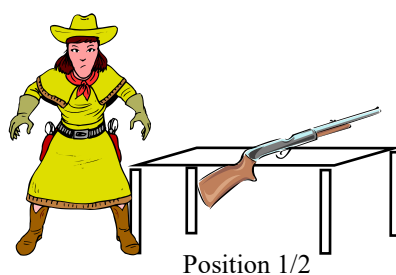
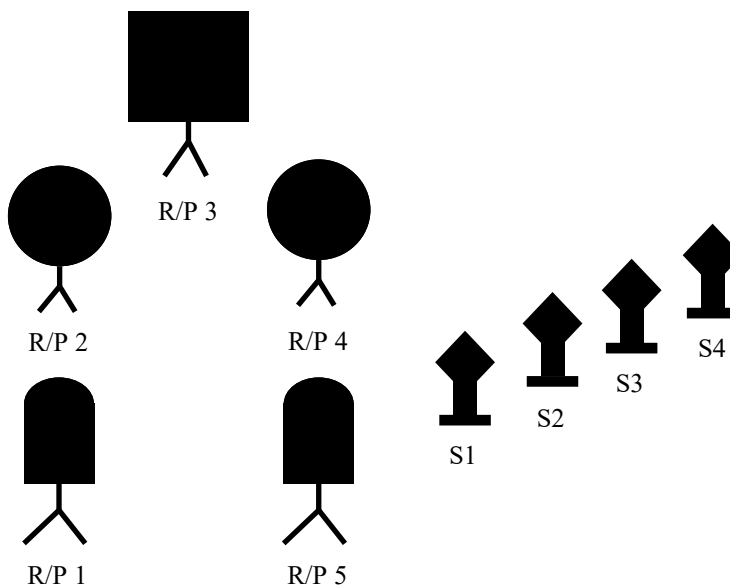
**Gun sequence** Rifle, pistols, shotgun or pistols, rifle, shotgun (shooter's choice).

**On Signal** Starting on either tombstone, with the rifle sweep R/P1 thru R/P5 Repeat the instructions. (Tombstone, circle, square, circle, tombstone)

At position 1, with the pistols engage R/P1 thru R/P5 as per the rifle instructions.

Move to the window at position 2 and with the shotgun engage S1 thru S4 thru the window in any order.

**Stage 5**  
**Bay 4**  
**August 2022**



**10 PISTOL 10 RIFLE 4+ SHOTGUN**

**Staging** Two pistols loaded with 5 rounds each and holstered. Rifle loaded with 10 rounds staged on the table at position 1. Shotgun staged anywhere safely with at least 4 shells on your person.

**Start** Standing tall at the **center** of the table at position 1 (shooters choice)

**Gun sequence** Pistol, rifle, shotgun or Shotgun, rifle, pistols.


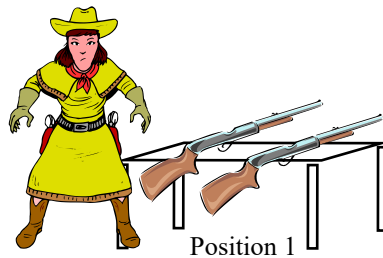
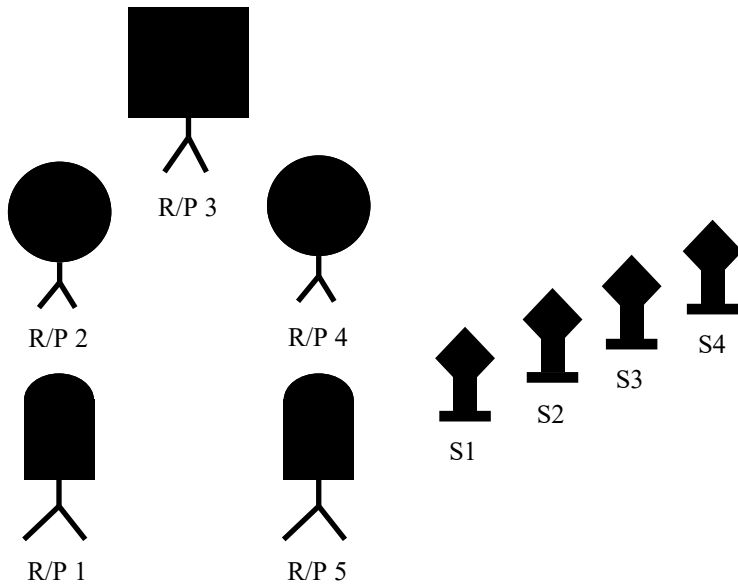
**On Signal** With the pistols starting on either tombstone alternate tombstones for four rounds.

Then starting on either circle alternate circles for four rounds. Then double tap the square.

At position 1, with the rifle engage R/P1 thru R/P5 as per the pistol instructions.

Move to the window at position 2 and with the shotgun engage S1 thru S4 thru the window in any order.

Stage 6  
Bay 4  
August 2022



**10 PISTOL 10 RIFLE 4+ SHOTGUN**

**Staging** Two pistols loaded with 5 rounds each and holstered. Rifle loaded with 10 rounds staged on the table at position 1. Shotgun staged on the table at position 1 with at least 4 shells on your person.

**Start** Shooter standing at the center of the table at position 1 with hands on gun or guns.

**Gun sequence** Shooter's choice. **Rifle not last.**

**On Signal** With the pistols engage R/P1 thru R/P5 with two rounds each.

With the rifle engage R/P1 thru R/P5 as per the pistol instructions.

With the shotgun engage S1 thru S4 thru the window in any order.