


Take No Prisoners
High Power Range
January 2024



Pistol Caliber
Rifle- (100
yards)



Pistol (30
yards)



5 Revolver (at 30 yards) — 10 Lever Action Pistol Caliber Rifle (at 100 yards)

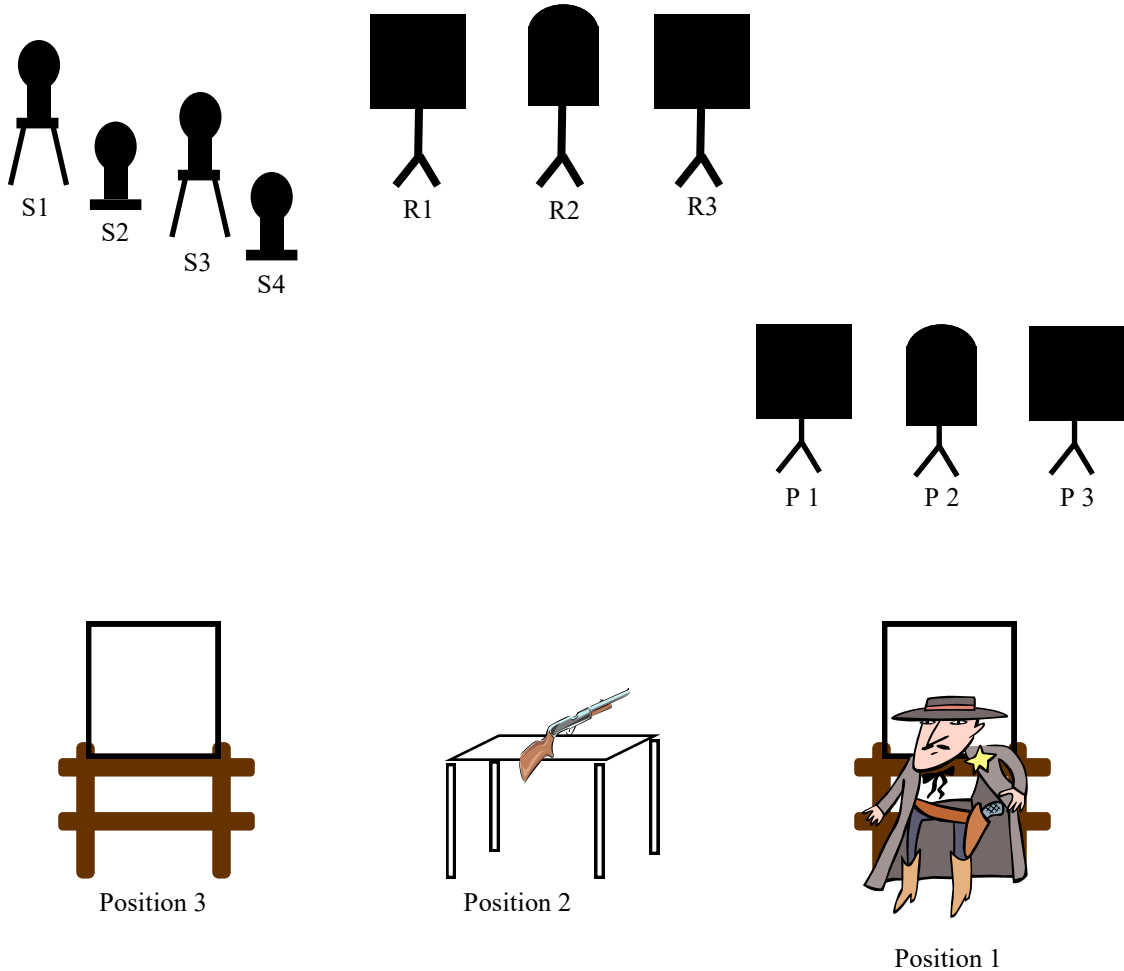
Staging Revolver loaded with 5 rounds staged flat on the table at position 1. Pistol caliber lever action rifle loaded with **10 rounds** staged flat on the table at position 1.

Start Standing at the ready at the table at position 1.

On Signal With the revolver, engage the 30 yard target 5 times. With the pistol caliber lever action rifle, engage the 100 yard target 10 times.

- Notes:**
1. All targets are engaged standing upright without the use of aids, e.g. sticks.
 2. Loading and unloading will be done at the table at position 1.
 3. Scoring will be the number of hits with time used as the tie breaker.
 4. Any SASS legal bullet may be used. Main match velocity limits **do not** apply.

Stage 1
Bay 2
January 2024



10 PISTOL 10 RIFLE 4+ SHOTGUN

Staging Two pistols loaded with 5 rounds each and holstered. Rifle loaded with 10 rounds staged on the table at position 2. Shotgun staged anywhere safely with at least 4 shells on your person.

Gun sequence Pistols, rifle, shotgun.

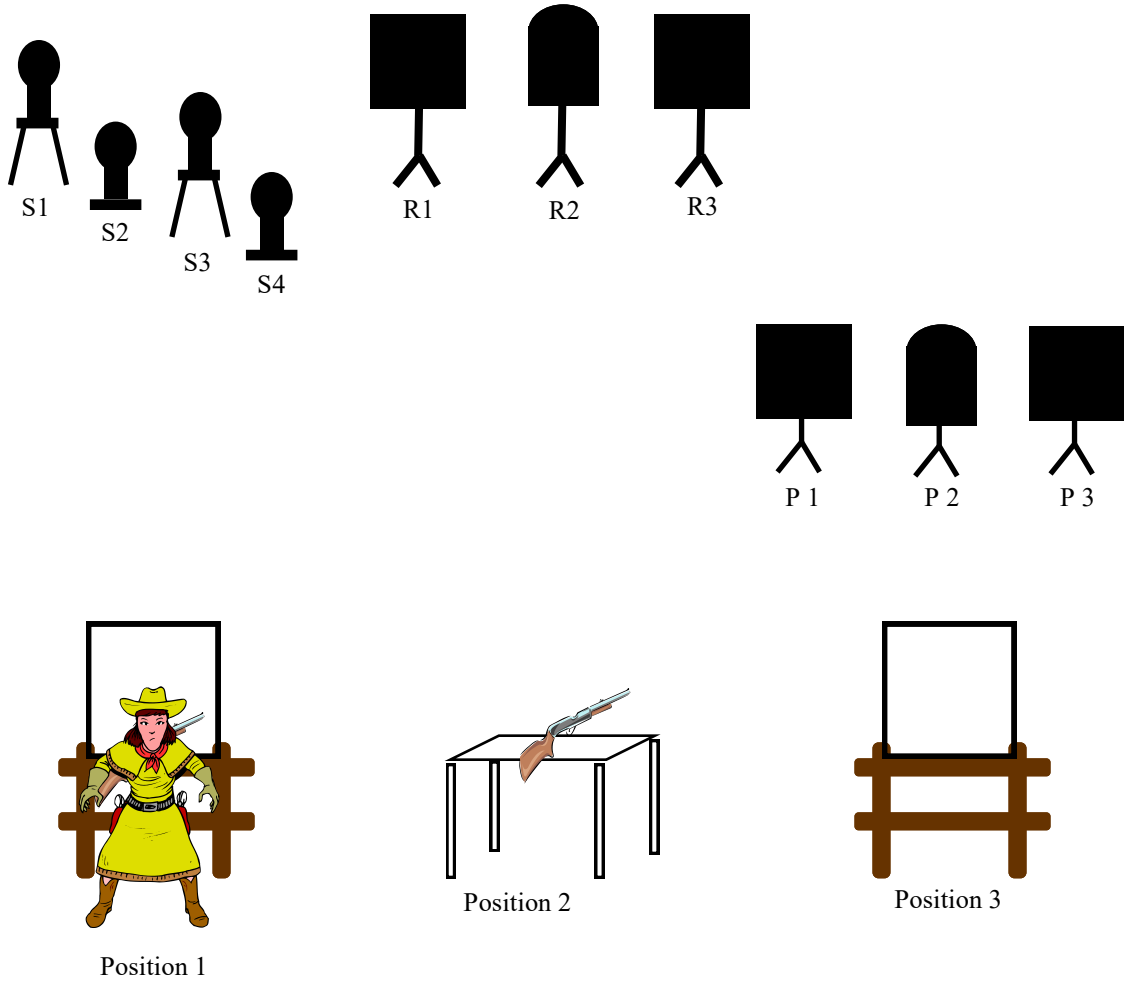
Start Standing at the center of the window at position 1 with your hands on your pistol grips.

On Signal With the pistols starting on either end engage P1 thru P3 thru the window in a 2-1-2 sweep. Repeat the instruction.

Move to the table at position 2 and starting on either end, with the rifle engage R1 thru R3 as per the pistol instruction.

Move to the fence at position 3 and engage S1 thru S4 thru the window in any order,

Stage 2
Bay 2
January 2024



10 PISTOL 10 RIFLE 4+ SHOTGUN

Staging Two pistols loaded with 5 rounds each and holstered. Rifle loaded with 10 rounds staged on the table at position 2. Shotgun staged flat at position 1 with at least 4 shells on your person.

Gun sequence Shotgun, rifle, pistols.

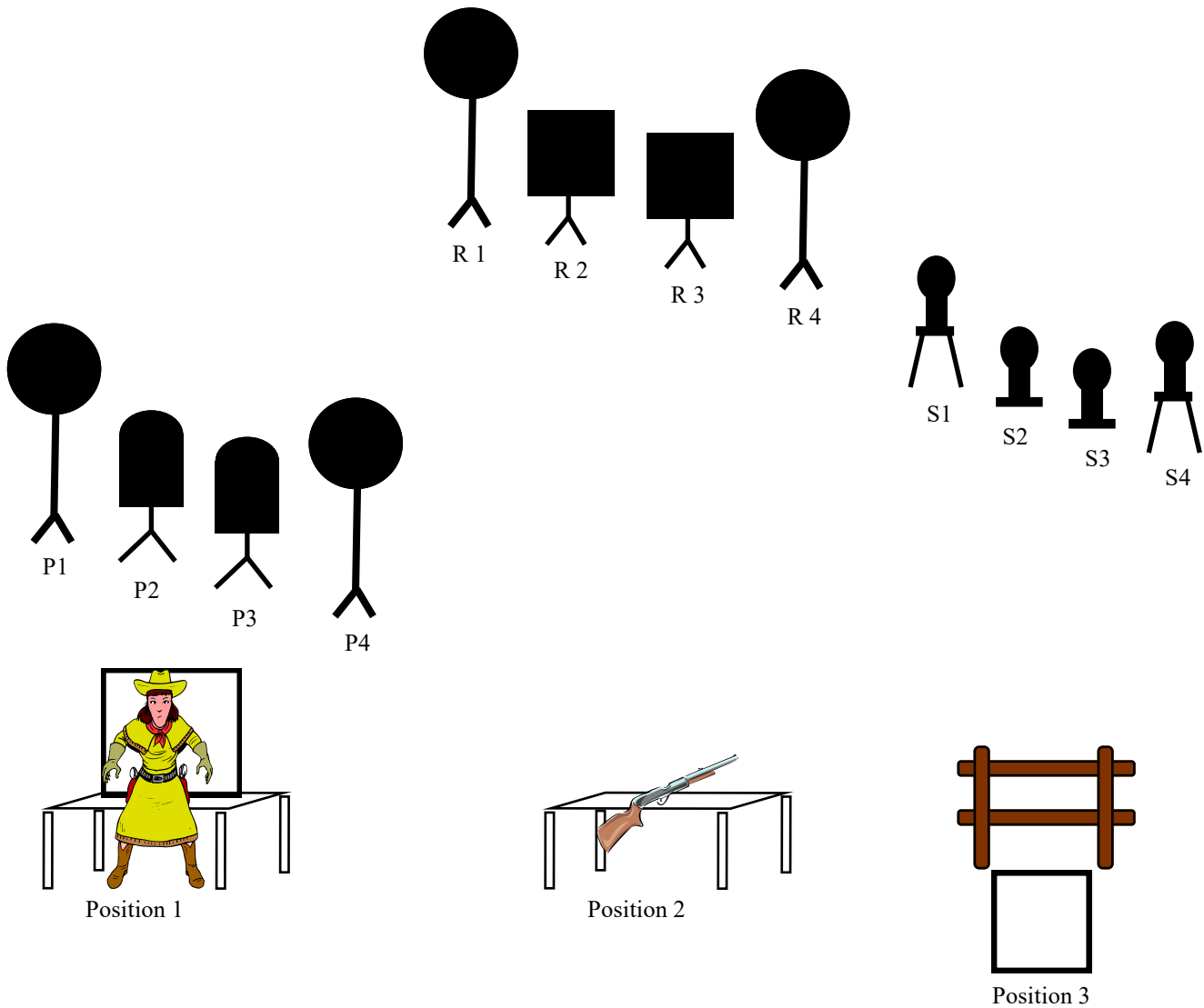
Start Standing at the **center** of the window at position 1 with hands at low surrender.

On Signal With the shotgun thru the window engage S1 thru S4 in any order.

Move to the table at position 2 and with the rifle engage R1 thru R3 with a Max'D Hoosier sweep. 2-2-2-2-1-1-2-2-3-3

Move to the fence at position 3 and engage P1 thru P3 thru the window as per the rifle instructions.

Stage 3
Bay 3
January 2024



10 PISTOL 10 RIFLE 4+ SHOTGUN

Staging Two pistols loaded with 5 rounds each and holstered. Rifle loaded with 10 rounds staged on table at position 2. Shotgun staged anywhere safely with at least 4 shells on your person.

Gun sequence Pistols, rifle, shotgun.

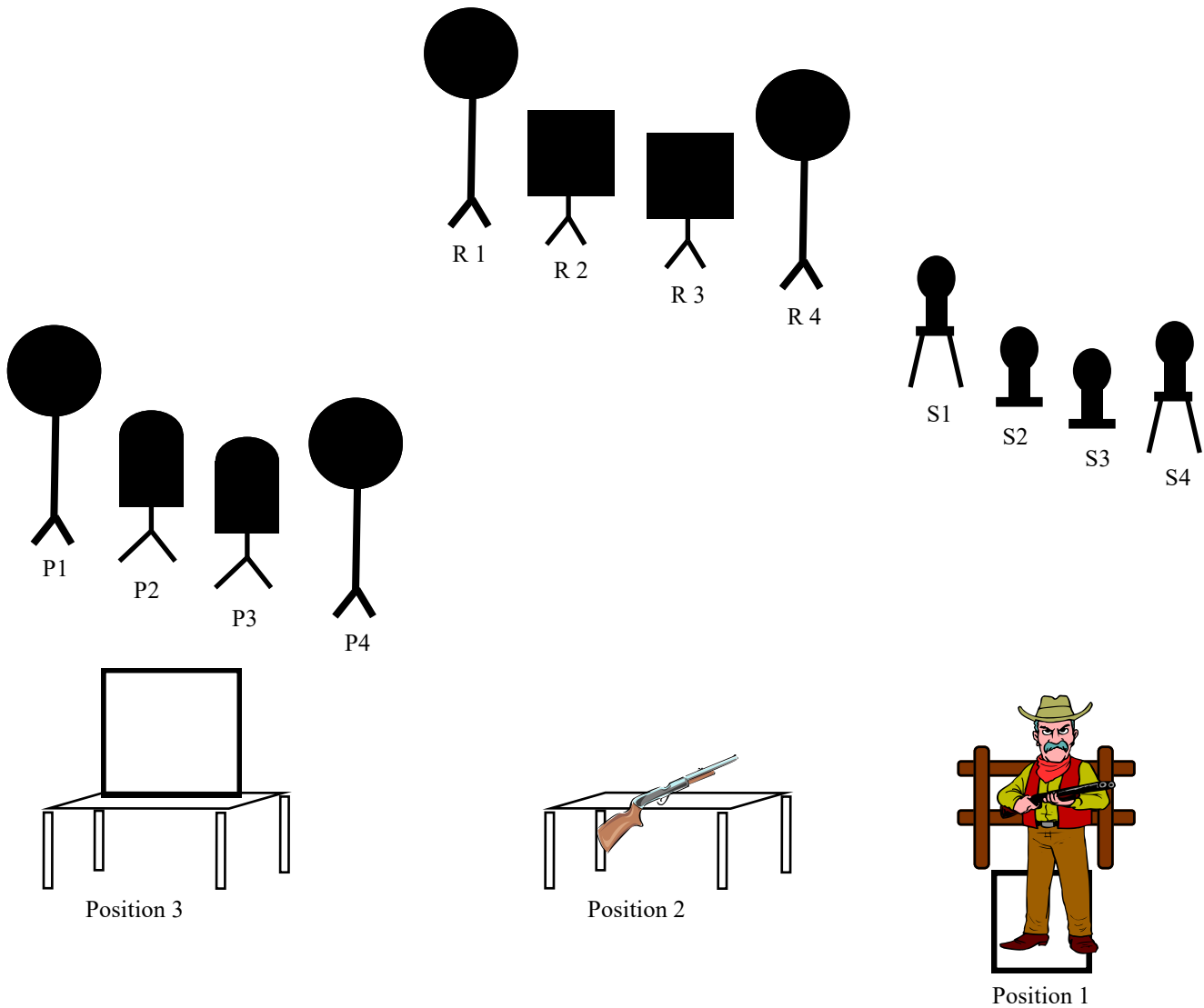
Start Standing at the ready at the center of the window at position 1.

On Signal Starting on either end, with the pistols engage P1 thru P4 thru the window with a 2-3-2-3 sweep.

Move to the table at position 2 and starting on either end, with the rifle engage R1 thru R4 as per the pistol instructions.

With the shotgun, at position 3 with at least one foot in the square, engage S1 thru S4 in any order.

Stage 4
Bay 3
January 2024



10 PISTOL 10 RIFLE 4+ SHOTGUN

Staging Two pistols loaded with 5 rounds each and holstered. Rifle loaded with 10 rounds staged on table at position 2. Shotgun in both hands at position 1 with at least 4 shells on your person.

Gun sequence Shotgun, rifle, pistols.

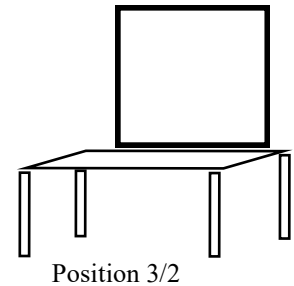

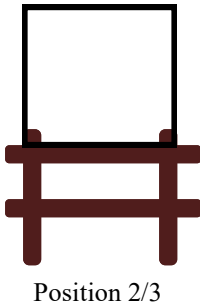
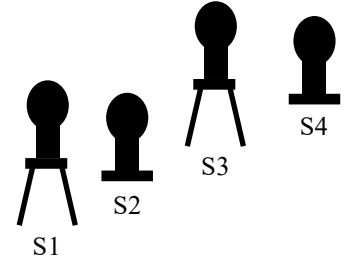
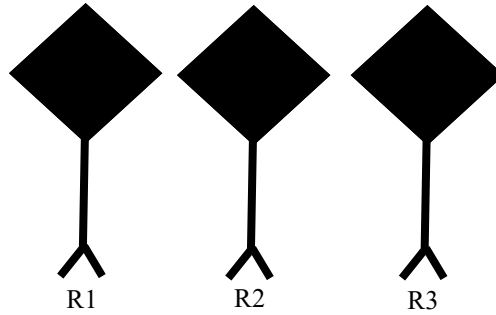
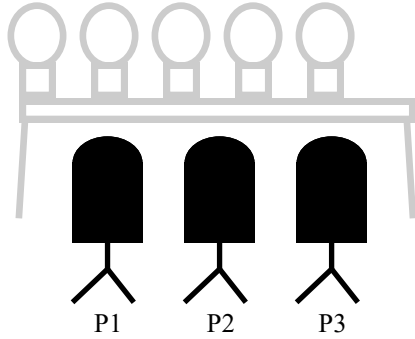
Start Standing at the **center** of the fence at position 1 with your shotgun in both hands.

On Signal Engage S1 thru S4 in any order.

Move to the table at position 2 and starting on either end, with the rifle engage R1 thru R4 with a Hoot sweep (1-2-2-3-3-2-2-3-3-4).

Move to position 3 and starting on either end with the pistols engage P1 thru P4 thru the window as per the rifle instructions.

Stage 5
Bay 4
January 2024



10 PISTOL 10 RIFLE 4+ SHOTGUN

Staging Rifle loaded with 10 rounds in both hands at position 1. Shotgun staged anywhere safely with at least 4 shells on your person. Pistols loaded with 5 rounds each and holstered.

Gun sequence Shooter's choice (rifle, pistols, shotgun **or** rifle, shotgun, pistols).


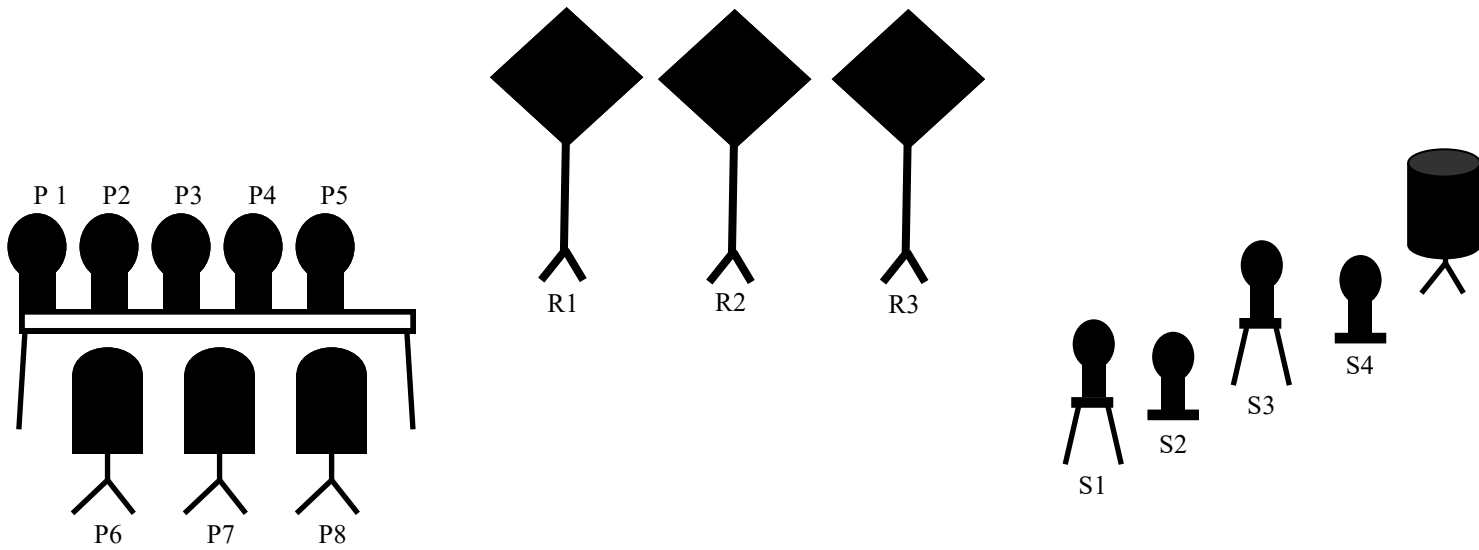
Start Shooter standing at the **center** of the table at position 1 with rifle in both hands.

On Signal Starting on either end engage R1 thru R3 with a double tap Nevada sweep.

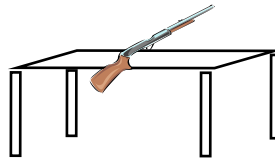
Move to the window at position 2 and with the pistols engage P1 thru P3 thru the window as per the rifle instructions.

Move to the window at position 3 and with the shotgun engage S1 thru S4 thru the window in any order.


Stage 6
Bay 4
January 2024



Position 1/3



Position 2



Position 3/1

10 PISTOL 10 RIFLE 4+ SHOTGUN

Staging Rifle loaded with 10 rounds staged on the table at position 2. Shotgun staged anywhere safely with at least 4 shells on your person. Pistols loaded with 5 rounds each and holstered.

Gun sequence Shooter's choice (pistols, rifle, shotgun or shotgun, rifle, pistols).

Start Shooter standing at the center of the window at position 1 with your hands on the window frame at shoulder height.

On Signal With the pistols engage P1 thru P5 thru the window in any order until all the plates are down. Place all remaining rounds on any tombstone.

Move to the table at position 2 and with the rifle engage R1 thru R3 with at least 3 rounds each.

Move to the window at position 3 and with the shotgun engage S1 thru S4 thru the window in any order.

Any plates left standing on the plate rack will be counted as a miss. Each hit on the dump targets will be a one second bonus (5 bonus point maximum) - no penalty for misses. Any plates that remain standing can be made up with a shotgun round on the gong at position 3/1.