
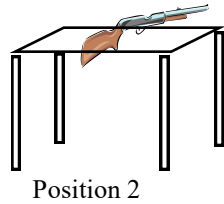

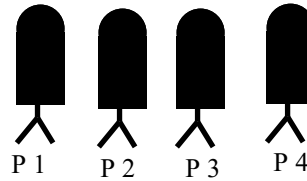
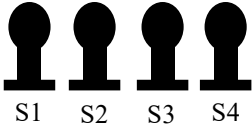
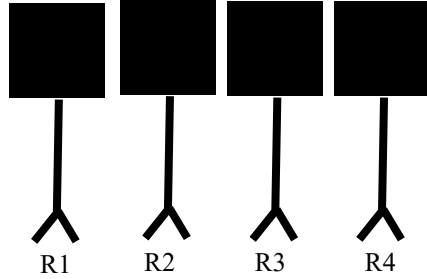


Stage 1
Bay 2
October 2023



10 PISTOL 10 RIFLE 4+ SHOTGUN

Staging Two pistols loaded with 5 rounds each and holstered. Rifle loaded with 10 rounds staged on the table at position 2. Shotgun staged anywhere safely with at least 4 shells on your person.

Gun Sequence Pistols, rifle, shotgun or shotgun, rifle, pistols

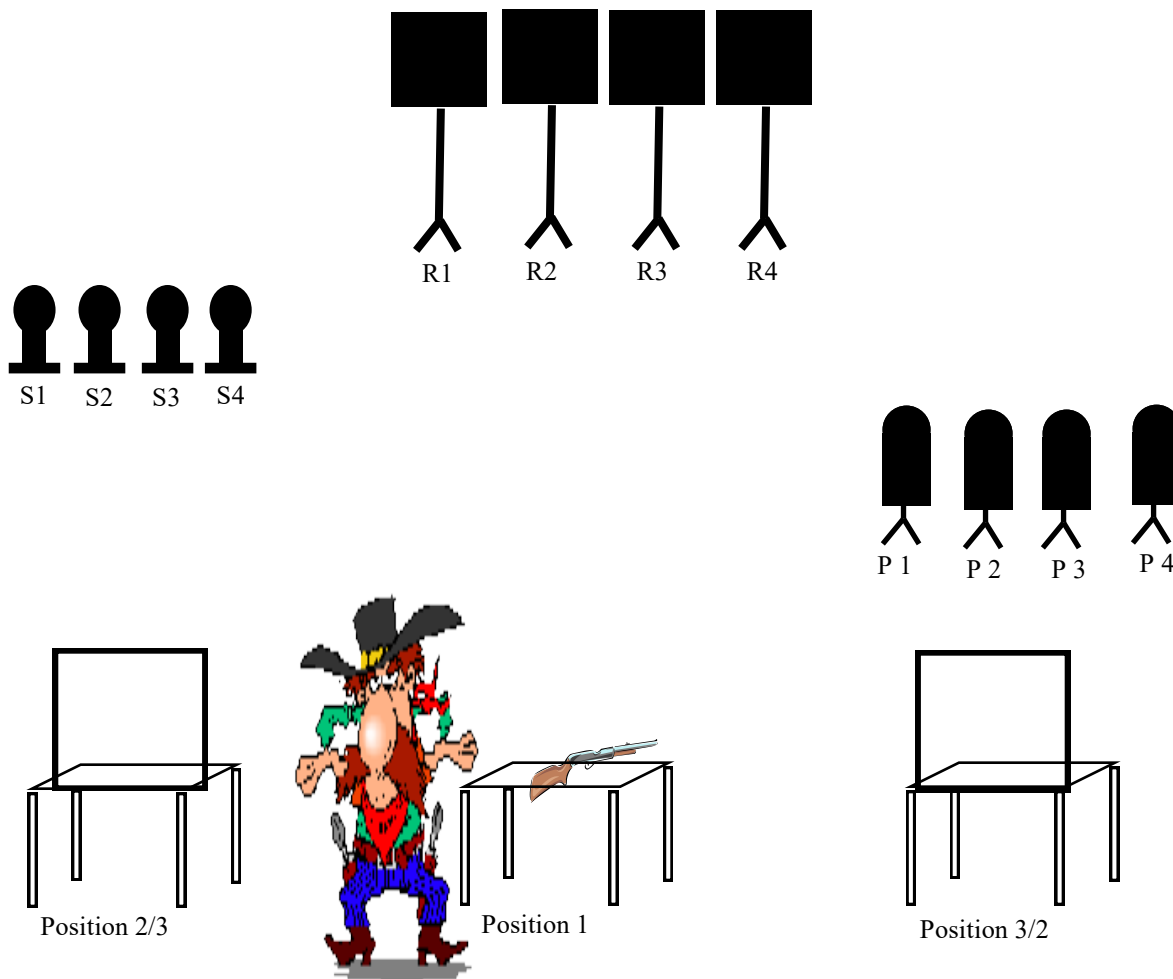
Start Standing at the ready at the center of either outer table (shooters choice).

On Signal Starting on either end, with the pistols engage P1 thru P4 with a Progressive sweep (1 on 1, 2 on 2, 3 on 3, 4 on 4).

Move to the center table at position 2 and starting on either end, with the rifle engage R1 thru R4 with a Progressive sweep (1 on 1, 2 on 2, 3 on 3, 4 on 4).

Move to the table at position 3 and engage S1 thru S4 in any order.

Stage 2
Bay 2
October 2023



10 PISTOL 10 RIFLE 4+ SHOTGUN

Staging Two pistols loaded with 5 rounds each and holstered. Rifle loaded with 10 rounds staged on the table at position 1. Shotgun staged anywhere safely with at least 4 shells on your person.

Gun Sequence Rifle, pistols, shotgun or rifle, shotgun, pistols

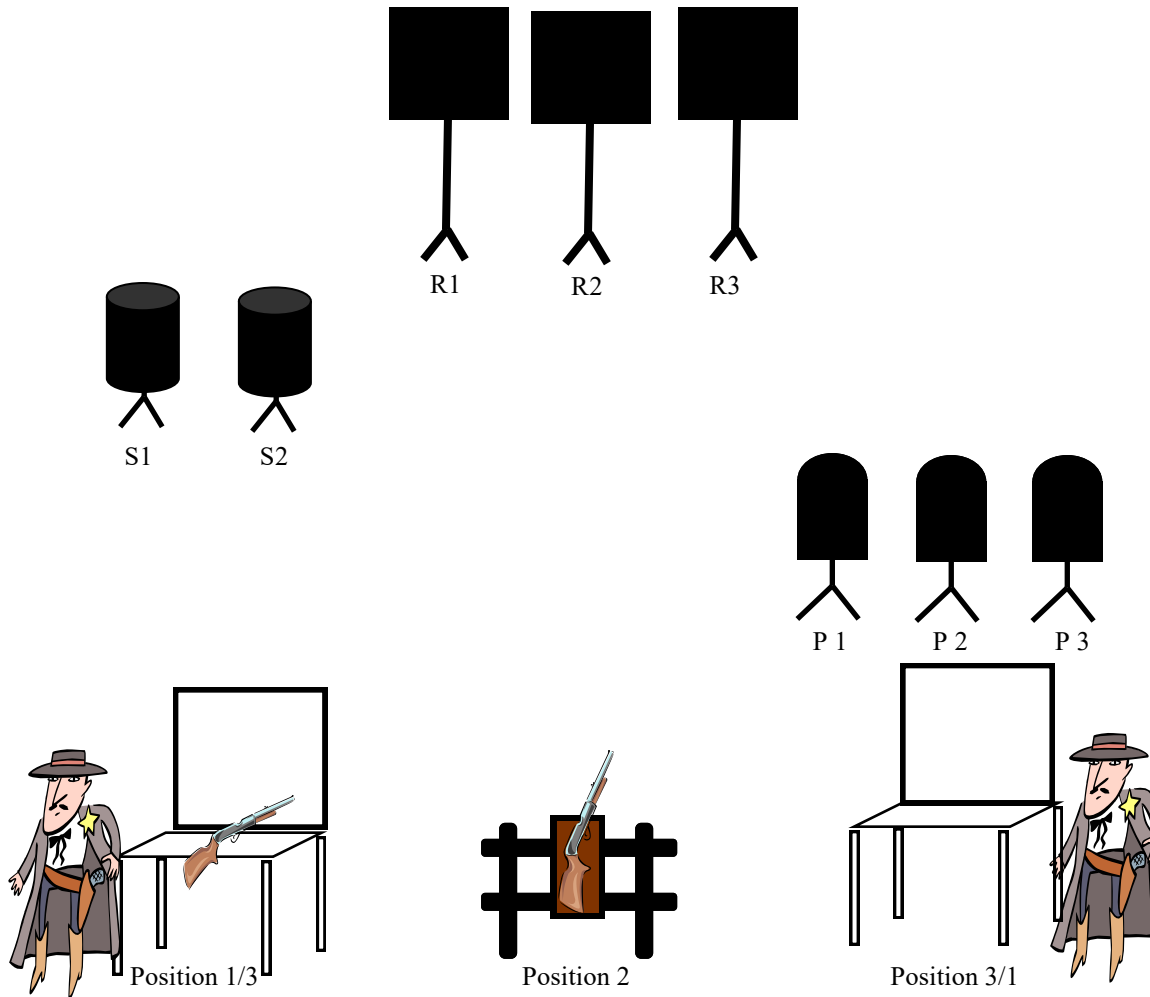
Start Standing at the center of table at position 1 with your hands at low surrender.

On Signal Starting on either end, with the rifle engage R1 thru R4 with a Badger sweep.
(1-2-3-4-1-2-3-1-2-1)

Move to the table at position 2 and starting on either end, with the pistol engage P1 thru P4 as per the rifle instructions.

Move to the table at position 3 and engage S1 thru S4 in any order.

Stage 3
Bay 3
October 2023



10 PISTOL 10 RIFLE 4+ SHOTGUN

Staging Two pistols loaded with 5 rounds each and holstered. Rifle loaded with 10 rounds staged in the box on the fence at position 2. Shotgun staged anywhere safely with at least 4 shells on your person.

Gun sequence Shotgun, rifle, pistols or pistols, rifle, shotgun.

Start Standing at the ready at the center of the table at position 1 (Shooters choice).

On Signal With the shotgun engage S1 and S2 with two rounds each thru the window in any order.

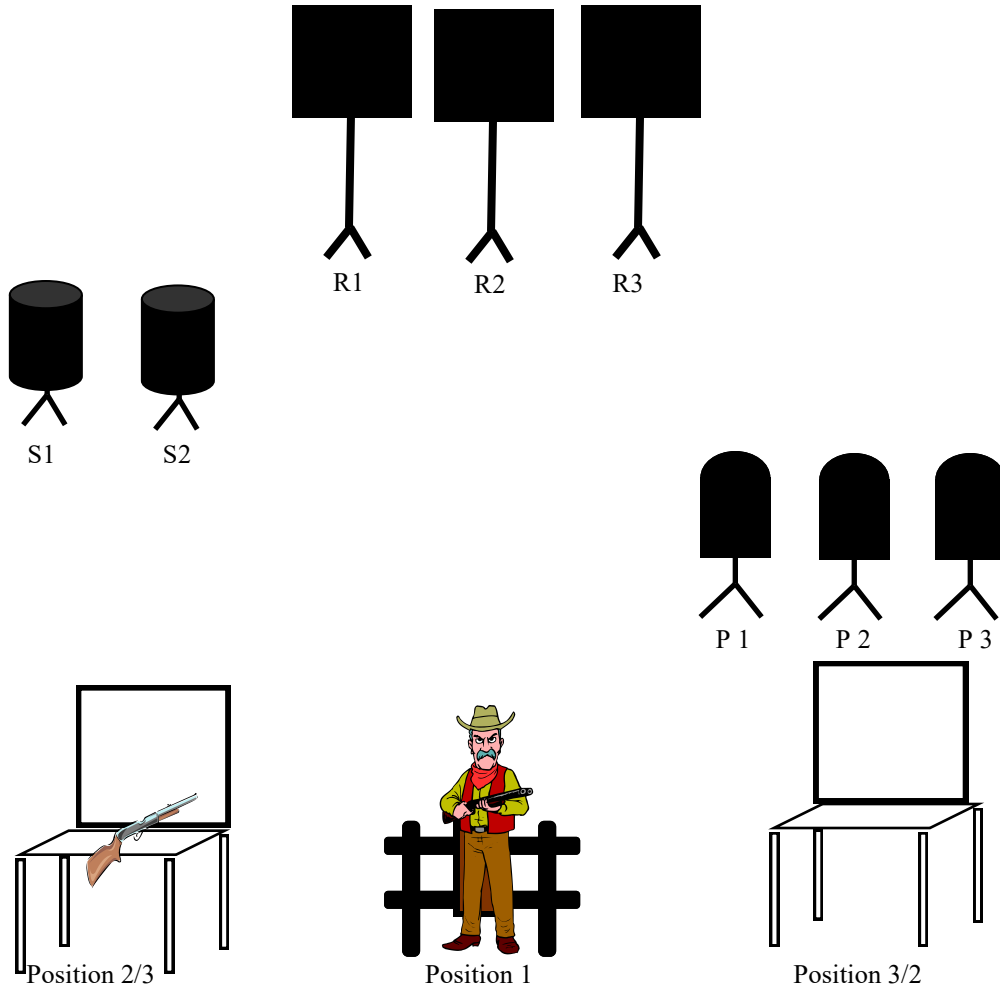
Each shot must be a separate distinguishable shot on the targets.

Move to the fence at position 2 and with the rifle engage R1 thru R3 with at least two rounds on each target with **no double taps.**

You may make the rifle safe vertically at the fence or place it on the table at your next position.

Move to the table at position 3 and with the pistols engage P1 thru P3 thru the window as per the rifle instructions.

Stage 4
Bay 3
October 2023



10 PISTOL 10 RIFLE 4+ SHOTGUN

Staging Two pistols loaded with 5 rounds each and holstered. Rifle loaded with 10 rounds in both hands at the center of position 1. Shotgun staged anywhere safely with at least 4 shells on your person.

Gun sequence Rifle, shotgun, pistol or rifle, pistol, shotgun.

Start Standing at the **center** of the fence at position 1 with your rifle in both hands.

On Signal With the rifle starting on either end engage R1 thru R3 with a continuous Nevada sweep for 10 rounds.

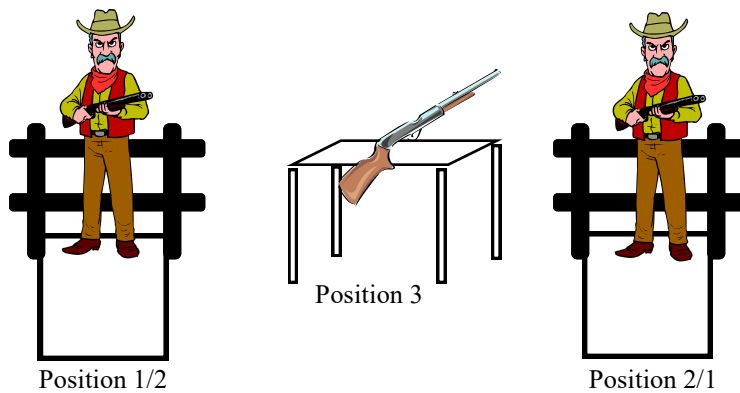
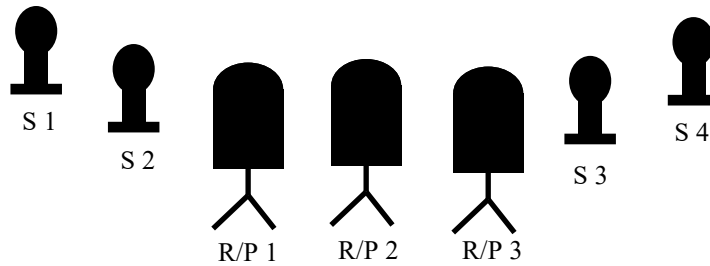
You may make the rifle safe vertically at the fence or place it on the table at your next position.

Move to the table at position 2 and with the shotgun engage S1 thru S2 with two rounds on each target..

Each shot must be a separate distinguishable shot on the targets

Move to the table at position 3 and with the pistols engage P1 thru P3 thru the window as per the rifle instructions.

Stage 5
Bay 4
October 2023



10 PISTOL 10 RIFLE 4+ SHOTGUN

Staging Two pistols loaded with 5 rounds each and holstered. Rifle loaded with 10 rounds staged on the table at position 3. Shotgun in both hands at position 1 with at least 4 shells on your person.

Gun Sequence Shotgun, rifle, pistols.

Start Standing at the center of the fence at position 1 (either fence - shooter's choice) with your shotgun in both hands.

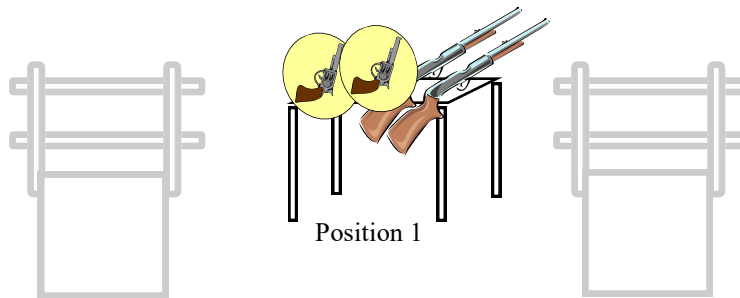
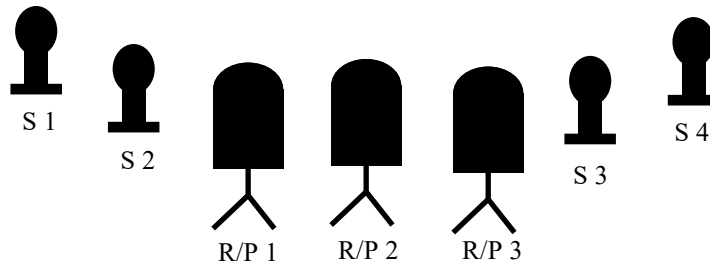
On Signal Engage the two shotgun targets in front of you in any order.

Move to position 2 and with at least one foot in the shooter's square engage the two shotgun targets in front of you in any order. Make the shotgun safe anywhere.

Move to the table at position 3 and with the rifle engage R/P1 thru R/P3 starting on either end with a triple tap sweep and then place the 10th round on R/P2 (the center).

With the pistols engage R/P1 thru R/P3 as per the rifle instructions.

Stage 6
Bay 4
October 2023



10 PISTOL 10 RIFLE 4+ SHOTGUN

Staging Two pistols loaded with 5 rounds each staged on the table at position 1.. Rifle loaded with 10 rounds staged on the table at position 1. Shotgun on the table at position 1 with at least 4 shells on your person.

Gun Sequence Shooters choice, **rifle may not be last**

Start Standing tall at the center of the table at position 1.

On Signal Engage R/P1 thru R/P3 with the rifle and the pistols in the order of your choice so that both R/P1 and R/P3 (outer tombstones) are engaged eight times and the center tombstone R/P2 is engaged 4 times.

With the shotgun engage S1 thru S4 in any order.