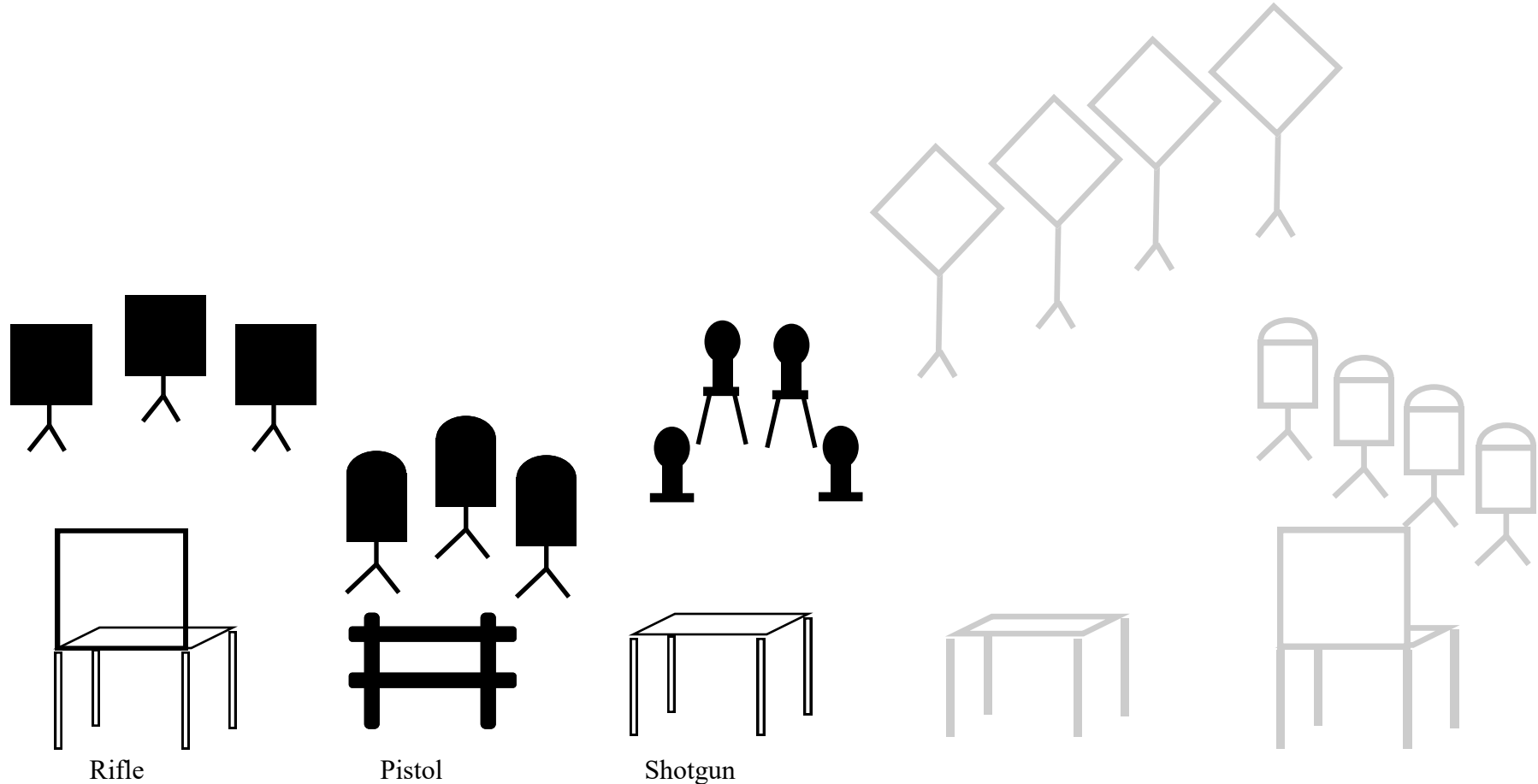


## **Rio Salado Cowboys Stage Conventions**

1. Rio Salado Cowboys “default” starting position is “at the ready”, unless stated otherwise to the stage descriptions. At the Ready has the shooter standing any way they desire, not touching guns or ammo.
2. There are no stages where you must start at the SASS default. The shooter may stand in any way they desire as long as their hands are where indicated in the stage descriptions. Example: if hands on hat or on window frame, etc.
3. Guns must be shot from the table, fence or square as indicated in the stage instructions.
4. If the shooter STARTS at a position with NO window on the prop, they must have 2 feet behind any part of the prop. After the beep, they must maintain at least 1 foot behind the starting prop and any other shooting positions with NO window.
5. Any shooting position that has a window, the shooter may stand anywhere behind the prop as long as they shoot the targets through the window. In other words, NO foot faults where there is a prop window.
6. When stage instructions note: “repeat”, it means repeat the instructions.

Stage 1  
Bay 3  
August 2024



**10-PISTOL 10-RIFLE 4+ SHOTGUN**

**Staging** Two pistols loaded with 5 rounds each and holstered. Rifle loaded with 10 rounds on table at rifle position, Shotgun staged anywhere safely.

**Start** Standing at the position of your choice with your hands on your hat brim.

**Gun sequence** Shooters choice, rifle may not be last..

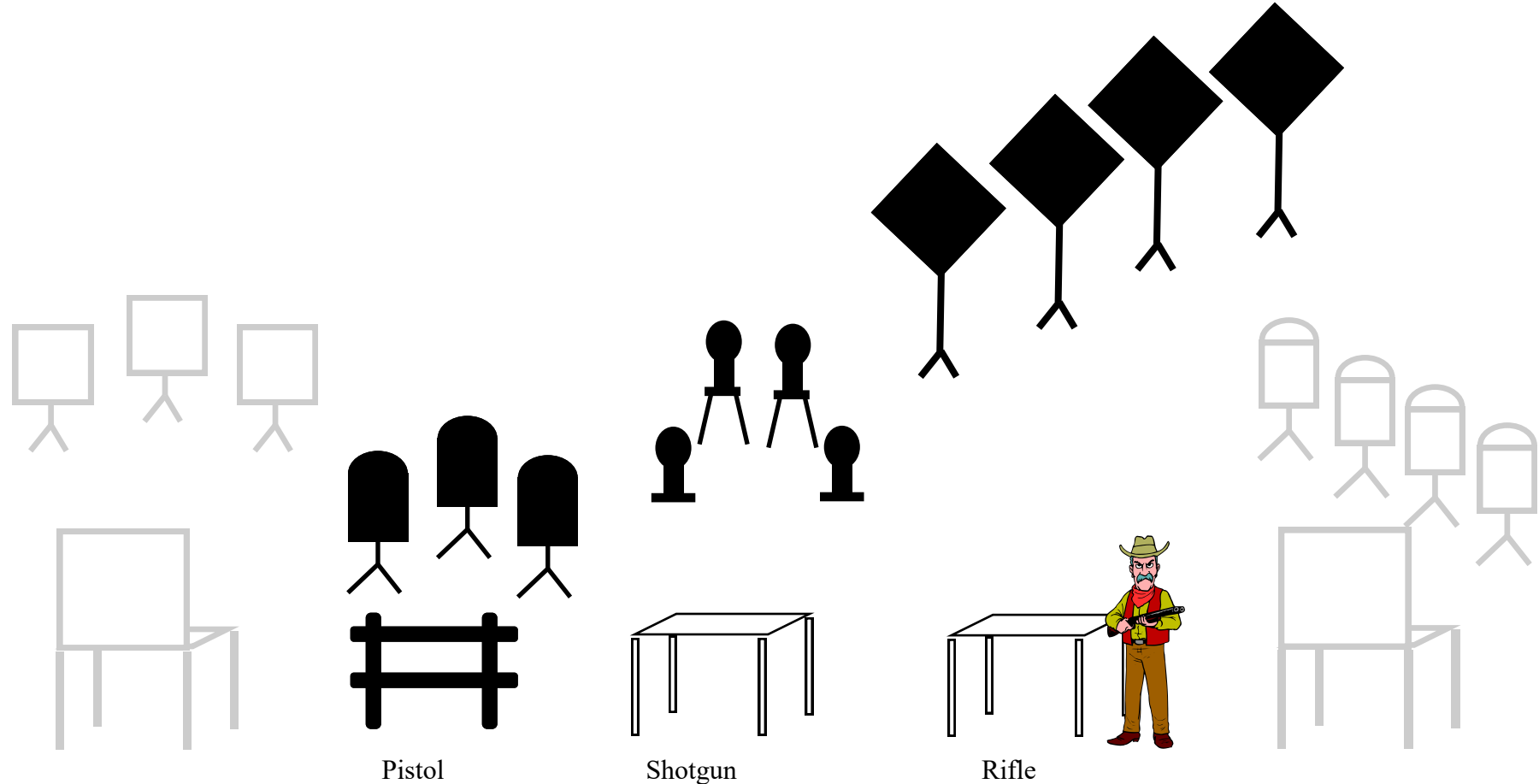
**On Signal**

With the rifle at the rifle position starting on either end engage R1 thru R3 thru the window with a triple tap sweep and place the 10th round on the middle target.

With the pistols at the pistol position engage P1 thru P3 as per the rifle instructions.

With the shotgun at the shotgun position engage S1 thru S4 in any order.

Stage 2  
Bay 3  
August 2024



**10-PISTOL 10-RIFLE 4+ SHOTGUN**

**Staging** Two pistols loaded with 5 rounds each and holstered. Rifle loaded with 10 rounds in both hands at rifle position, shotgun staged anywhere safely,

**Start** Standing at rifle position with rifle at the ready in both hands.

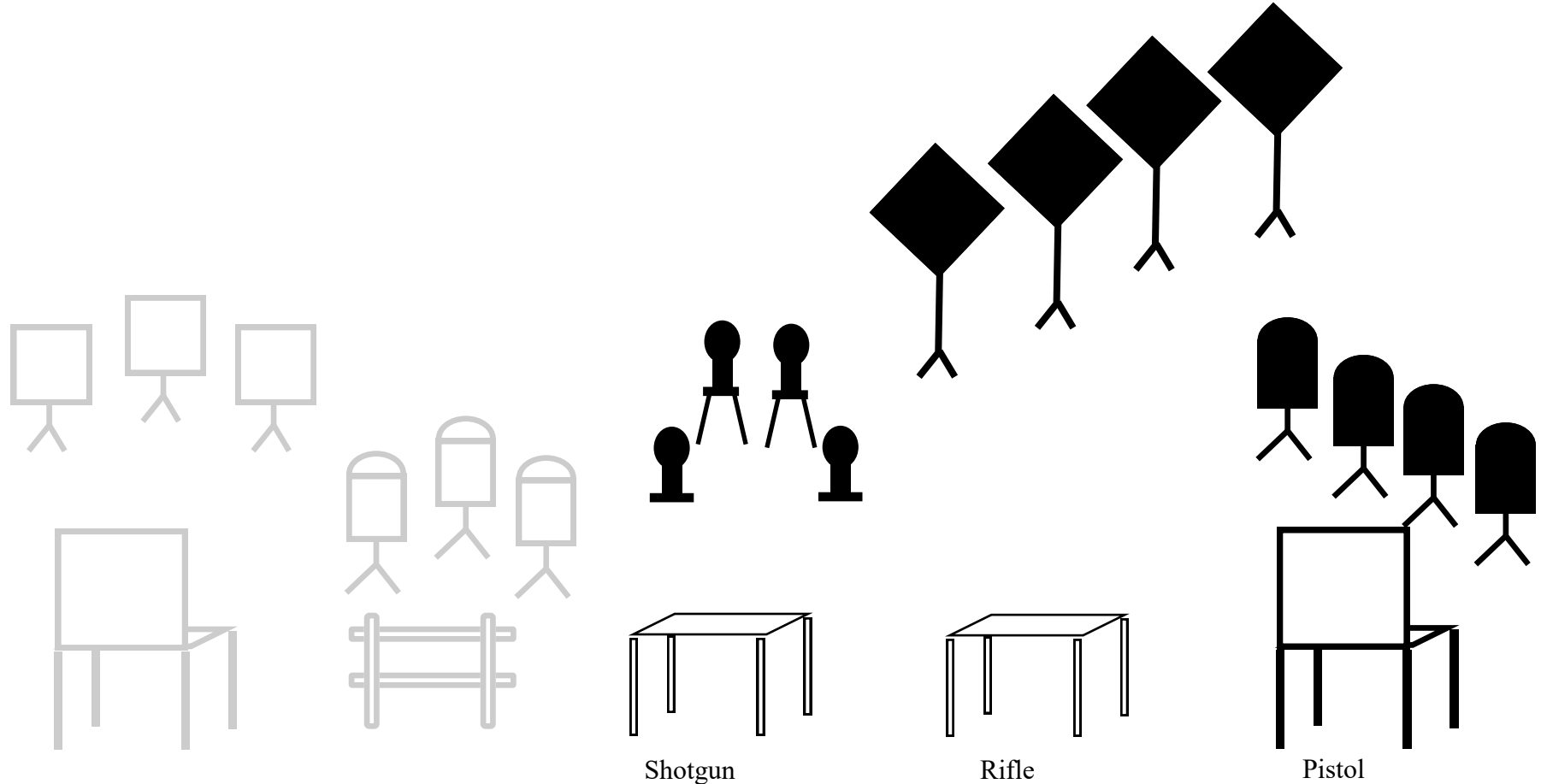
**Gun sequence** Rifle first then shooters choice.

**On Signal** With the rifle at the rifle position starting on either end engage R1 thru R4 with a continuous Nevada sweep.

With the shotgun from the shotgun position engage S1 thru S4 in any order.

With the pistol from the pistol position starting on either end engage P1 thru P3 with a continuous Nevada sweep.

Stage 3  
Bay 3  
August 2024



**10-PISTOL 10-RIFLE 4+ SHOTGUN**

**Staging** Two pistols loaded with 5 rounds each and holstered. Rifle loaded with 10 rounds on the rifle position table, shotgun staged anywhere safely.

**Start** Any shooting position you choose at the ready.


**Gun sequence** Shooters choice, rifle may not be last.

**On Signal** With the rifle at the rifle position starting on either end engage R1 thru R4 with a Giant sweep. (1-2-3-4-3-3-2-2-1-1)

With the shotgun from the shotgun position engage S1 thru S4 in any order.

With the pistol from the pistol position starting on either end engage P1 thru P4 as per the rifle instructions.

Stage 4  
Bay 3  
August 2024



**10-PISTOL 10-RIFLE 4+ SHOTGUN**

**Staging** Two pistols loaded with 5 rounds each and holstered. Rifle loaded with 10 rounds on the table at rifle position, shotgun staged anywhere safely.

**Start** At the pistol position with hands at low surrender.

**Gun sequence** Pistols, rifle, shotgun.


**On Signal** Starting on either end engage P1 thru P3 with the pistols with an Arkansas shuffle then repeat the instructions.

(1-1-3-3-2).

With the Rifle at the rifle position engage R1 thru R3 as per the pistol instructions.

With the shotgun from the shotgun position engage S1 thru S4 in any order

Stage 5  
Bay 3  
August 2024



**10-PISTOL 10-RIFLE 4+ SHOTGUN**

**Staging** Two pistols loaded with 5 rounds each and holstered. Rifle loaded with 10 rounds on table at shooting position, Shotgun staged on table at shooting position.

**Start** At the ready at the shooting position.

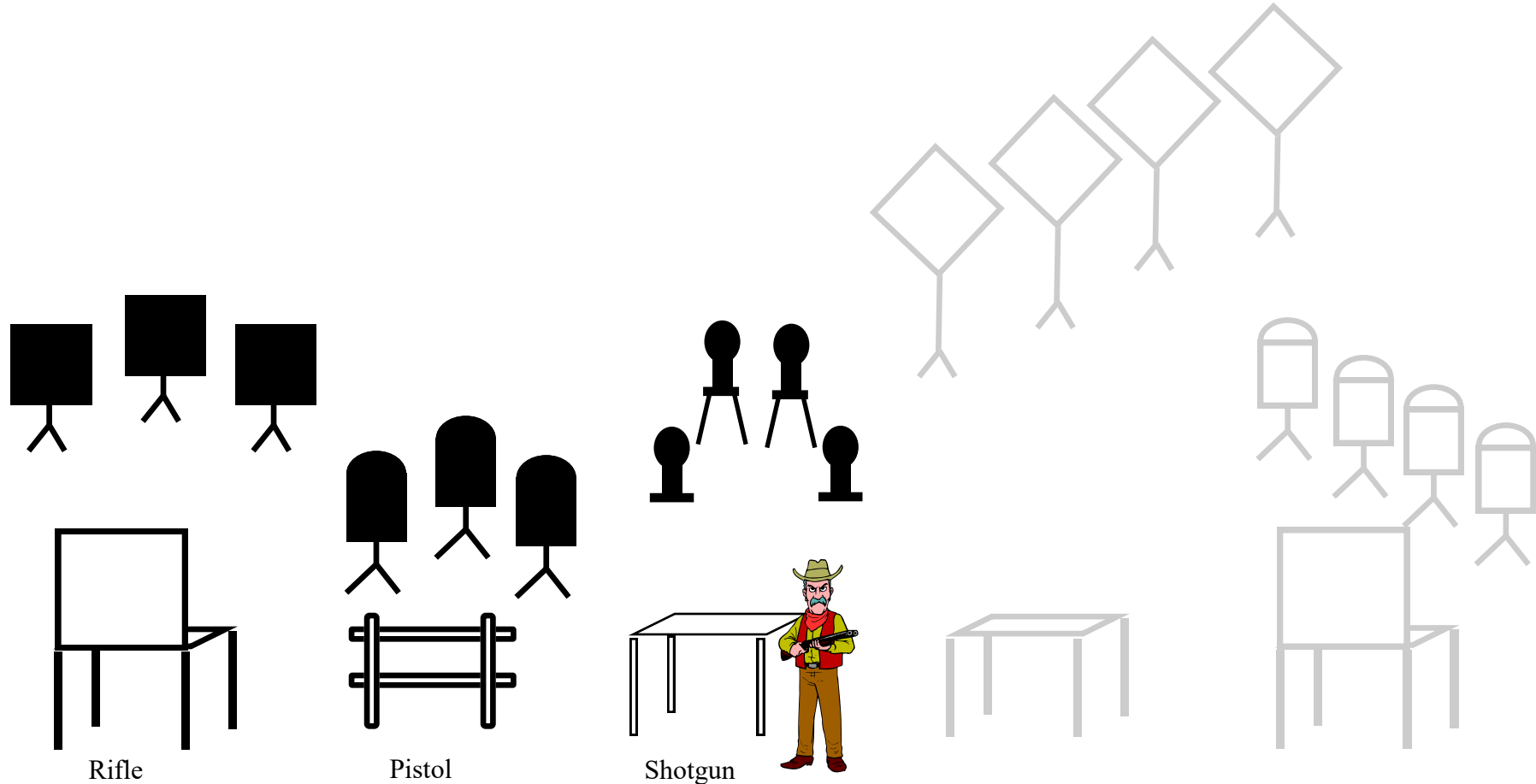
**Gun sequence** Shooters choice, rifle may not be last.

**On Signal** With the rifle engage R1 thru R4 with at least two rounds each, .

With the shotgun engage S1 thru S4 in any order.

With the pistol engage P1 thru P4 as per the rifle instructions.

Stage 6  
Bay 3  
August 2024



**10-PISTOL 10-RIFLE 4+ SHOTGUN**

**Staging** Two pistols loaded with 5 rounds each and holstered. Rifle loaded with 10 rounds on the table at the rifle position, shotgun in both hands at the shotgun position.

**Start** At the shotgun position.

**Gun sequence** Shotgun, rifle, pistol.

**On Signal** With the shotgun from the shotgun position engage S1 thru S4 in any order.

With the rifle at the rifle position double tap the middle target then sweep all three starting from either end, then repeat.

With the pistol from the pistol position engage P1 thru P3 as per the rifle instructions.