
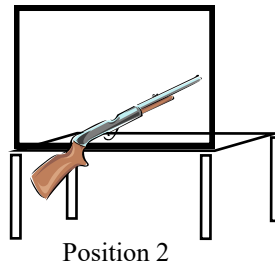
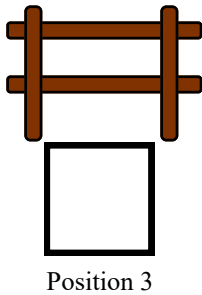
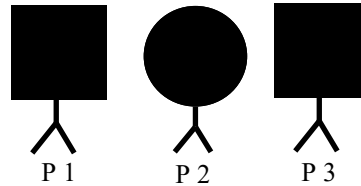
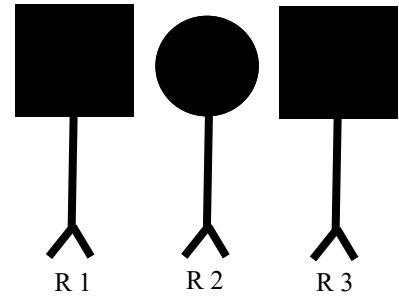
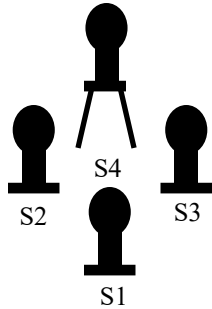


Stage 1  
Bay 3  
March 2022



**10 PISTOL 10 RIFLE 4+ SHOTGUN**

**Staging** Pistols loaded with 5 rounds each and holstered. Rifle loaded with 10 rounds in both hands. Shotgun staged anywhere safely with at least 4 shells on your person.

**Gun sequence** Rifle, pistols, shotgun.

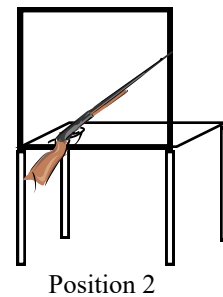

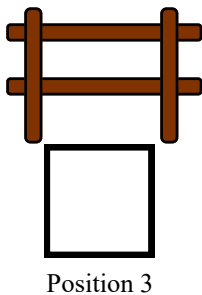
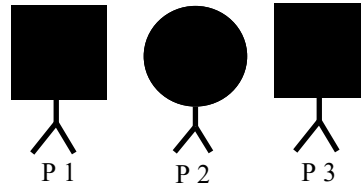
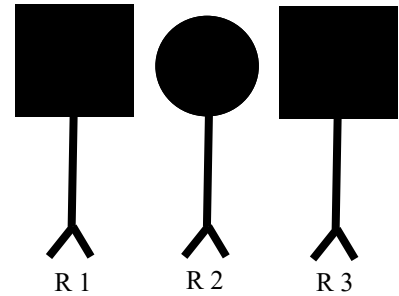
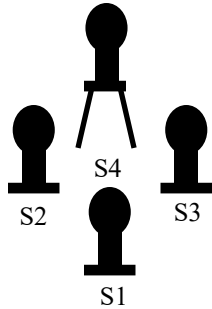
**Start** Shooter standing at the center of the table at position 1 with the rifle in both hands.

**On Signal** Starting on either end, double tap the end targets (R1 and R3) and then place one round on the center target (R2). Repeat the instructions.

Move to the window at position 2 and shooting thru the window, with the pistols, engage P1 thru P3 as per the rifle instructions.

Move to the shooter's square at position 3 and with at least one foot in the square, with the shotgun engage S1 thru S4 in any order.

Stage 2  
Bay 3  
March 2022



**10 PISTOL 10 RIFLE 4+ SHOTGUN**

**Staging** Pistols loaded with 5 rounds each and holstered. Rifle loaded with 10 rounds staged on the table at position 2. Shotgun staged anywhere safely..

**Gun sequence** Pistols, rifle, shotgun.


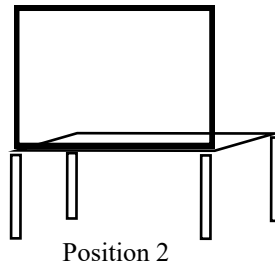
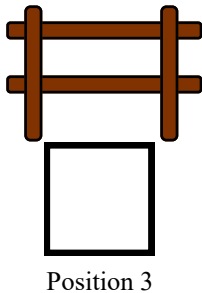
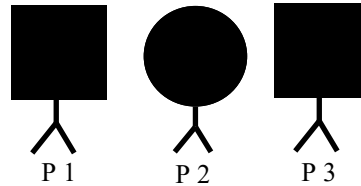
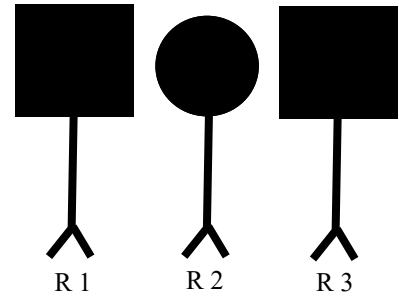
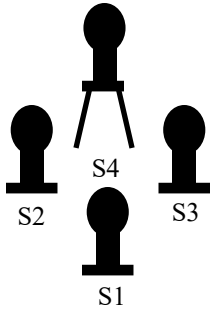
**Start** Shooter standing at the center of the table at position 1 with hands on pistol grips.

**On Signal** With the pistols, engage P1 thru P3 with a 3-4-3 sweep.

Move to the table at position 2 and with the rifle engage R1 thru R3 thru the window as per the rifle instructions.

Move to the fence at position 3 and with at least one foot in the shooters square engage S1 thru S4 in any order.

Stage 3  
Bay 3  
March 2022



10 PISTOL 10 RIFLE 4+ SHOTGUN

Staging Pistols loaded with 5 rounds each and holstered. Rifle loaded with 10 rounds staged on the table at position 1. Shotgun staged anywhere safely.

Gun sequence Rifle, pistols, shotgun.

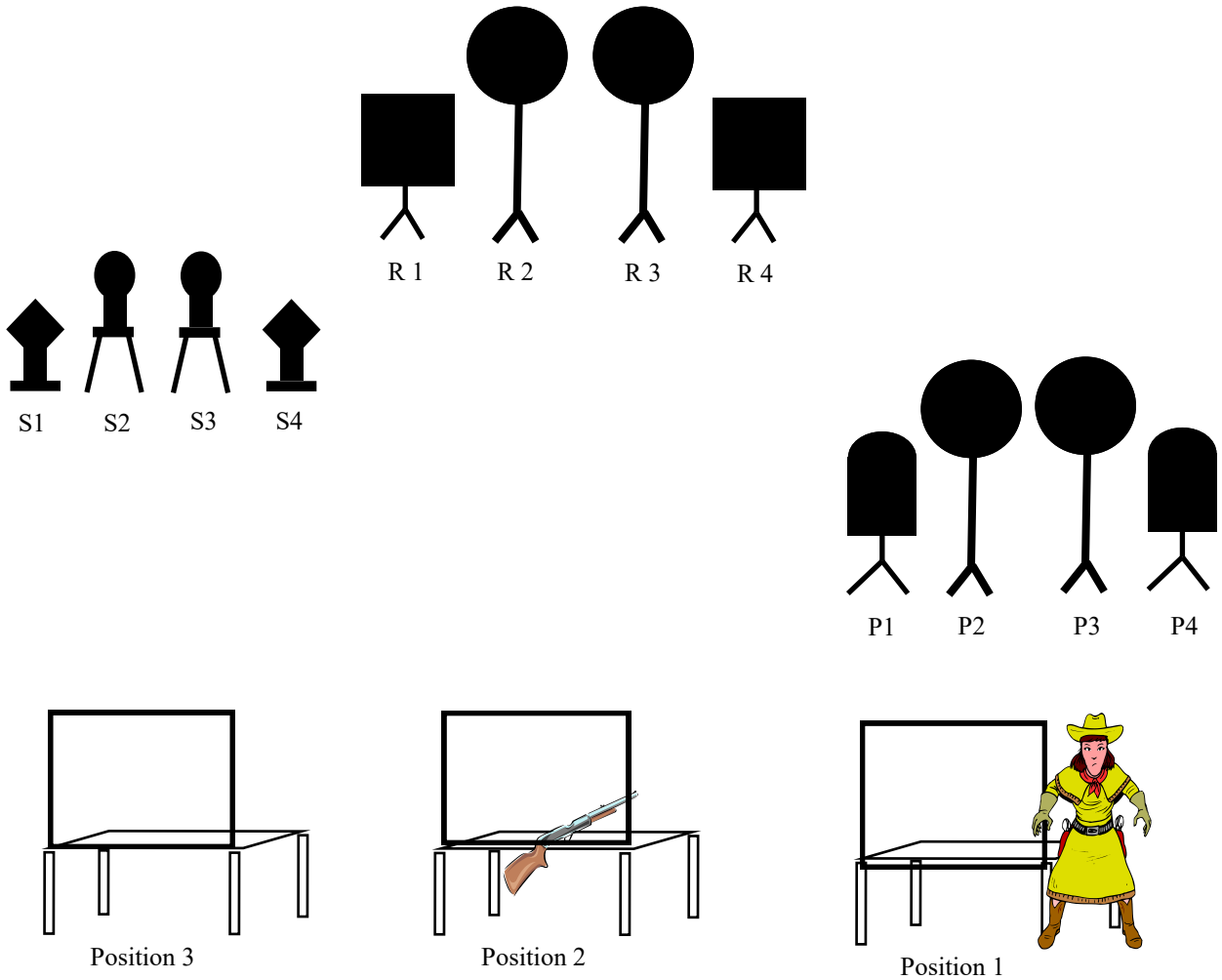
Start Shooter standing at the center of the table at position 1 with arms crossed at the chest.

On Signal With the rifle engage R1 thru R3 with an Idaho shuffle. (1-3-1-2-3) repeat the instructions.

Move to the table at position 2 and with the pistols engage P1 thru P3 thru the window as per the rifle instructions.

Move to the fence at position 3 and with at least one foot in the shooters square engage S1 thru S4 in any order with the shotgun.

Stage 4  
Bay 4  
March 2022



**10 PISTOL 10 RIFLE 4+ SHOTGUN**

**Staging** Two pistols loaded with 5 rounds each and holstered. Rifle loaded with 10 rounds staged on the table at position 2. Shotgun staged anywhere safely with at least 4 shells on your person.

**Gun sequence** Pistols, rifle, shotgun

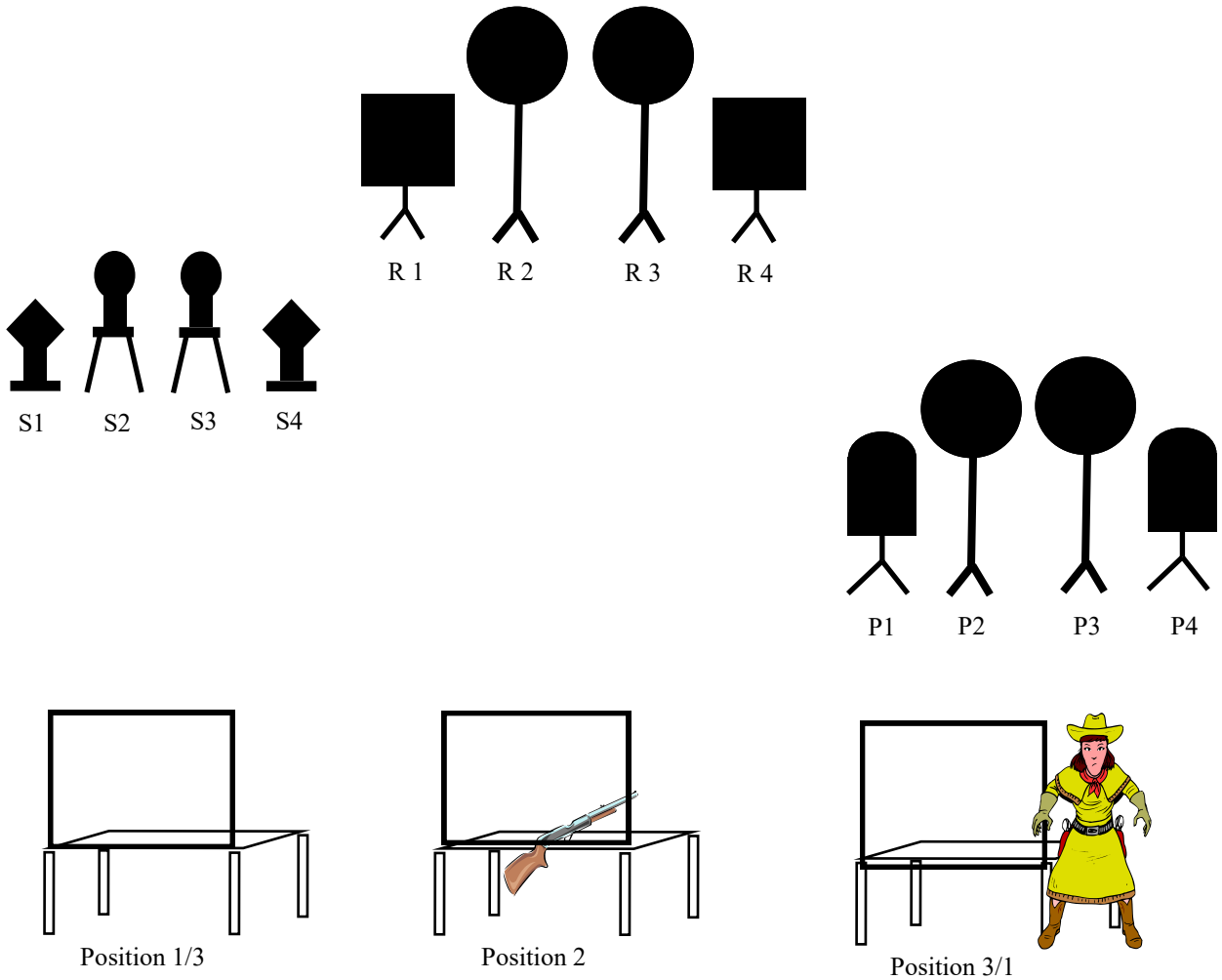
**Start** Standing at the **center** of the window at position 1 with your hands on the window frame at shoulder height.

**On Signal** Starting on either end, with the pistols engage P1 thru P4 thru the window with a San Juan sweep (1-1-2-1-2-3-1-2-3-4).

Move to the table at position 2 and with the rifle engage R1 thru R4 thru the window as per the pistol instructions.

With the shotgun at position 3 engage S1 thru S4 thru the window in any order.

Stage 5  
Bay 4  
March 2022



**10 PISTOL 10 RIFLE 4+ SHOTGUN**

**Staging** Two pistols loaded with 5 rounds each and holstered. Rifle loaded with 10 rounds staged on the table at position 2. Shotgun staged anywhere safely with at least 4 shells on your person.

**Gun sequence** Pistols, rifle, shotgun or shotgun, rifle, pistols

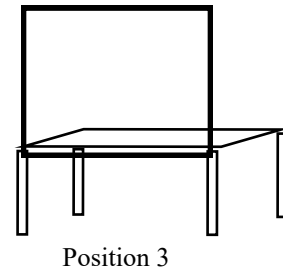
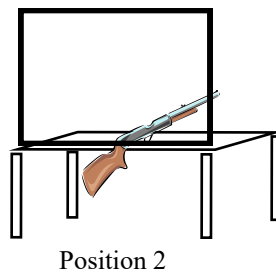

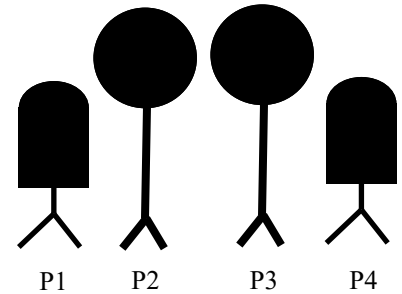
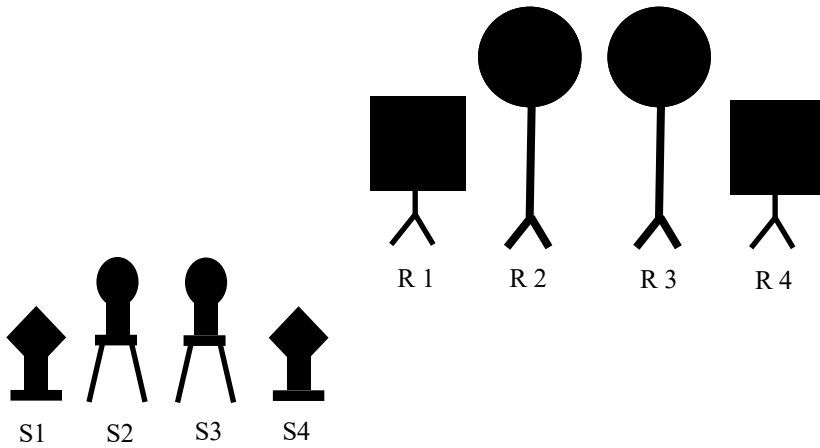
**Start** Standing at the **center** of the window at position 1 (shooters choice) with your hands at low surrender.

**On Signal** Starting on either end, with the pistols engage P1 thru P4 thru the window with a Giant sweep. (1-2-3-4-3-3-2-2-1-1)

Move to the table at position 2 and with the rifle engage R1 thru R4 thru the window as per the pistol instructions.

With the shotgun at position 3 engage S1 thru S4 thru the window in any order.

Stage 6  
Bay 4  
March 2022



**10 PISTOL 10 RIFLE 4+ SHOTGUN**

**Staging** Two pistols loaded with 5 rounds each and holstered. Rifle loaded with 10 rounds staged on the table at position 2. Shotgun on the table at position 1 with at least 4 shells on your person.

**Gun sequence** Shotgun, rifle, pistols

**Start** Standing at the **center** of the window at position 1 with your thumbs tucked in any belt.

**On Signal** Engage S1 thru S4 thru the window in any order.

Move to the table at position 2 and with the rifle engage R1 thru R4 thru the window with a 2-3-3-2 sweep.

Move to the table at position 3 and with the pistols engage P1 thru P4 thru the window as per the rifle instructions.