



Rifle caliber rifle
High Power Range
December 2022



Position 1

Rifle caliber rifle Rifle loaded with 5 rounds staged flat on the table at position 1.

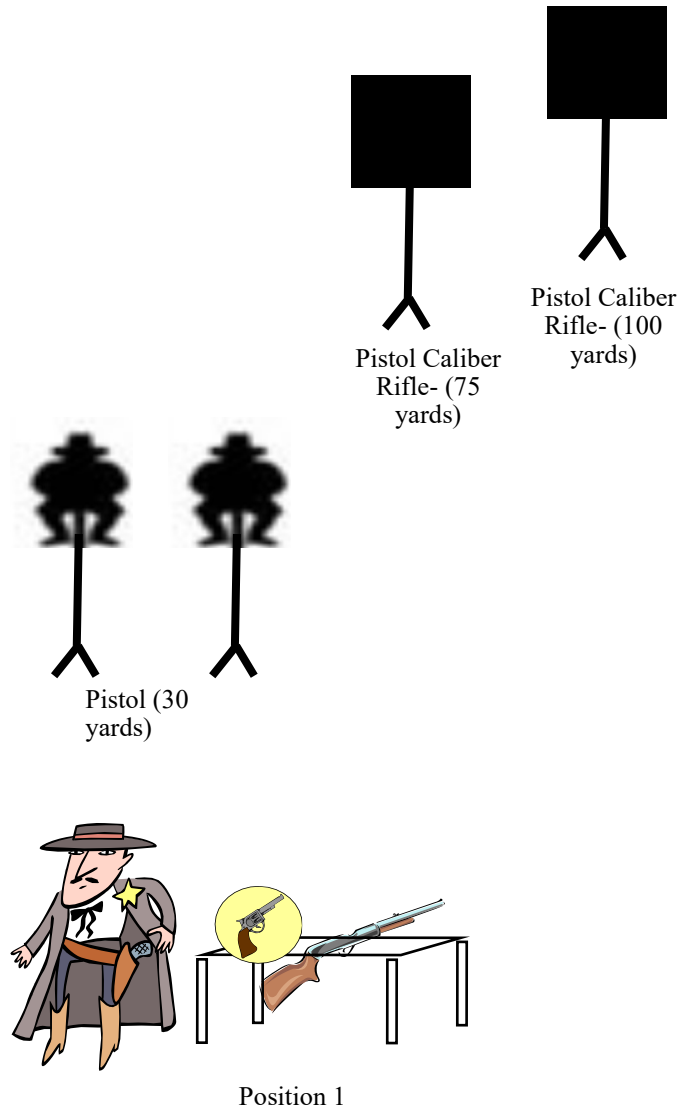
Start Standing at the ready at the table at position 1.

On Signal With the rifle engage the buffalo at 200 yards 5 times.

Notes:

1. Target may be engaged sitting, with or without shooting sticks or standing. (Shooters choice)
2. Loading and unloading will be done at the table at position 1.
3. Scoring will be the number of hits with time used as the tie breaker.
4. Any SASS legal bullet may be used. Main match velocity limits **do not** apply.

Take No Prisoners
High Power Range
December 2022



5 Revolver (at 25 yards)/ 5 Lever Action Pistol Caliber Rifle (at 75 yards)/5 Lever Action Pistol Caliber Rifle (at 100 yards)

Staging Revolver loaded with 5 rounds staged flat on the table at position 1. Pistol caliber lever action rifle loaded with **10 rounds** staged flat on the table at position 1.

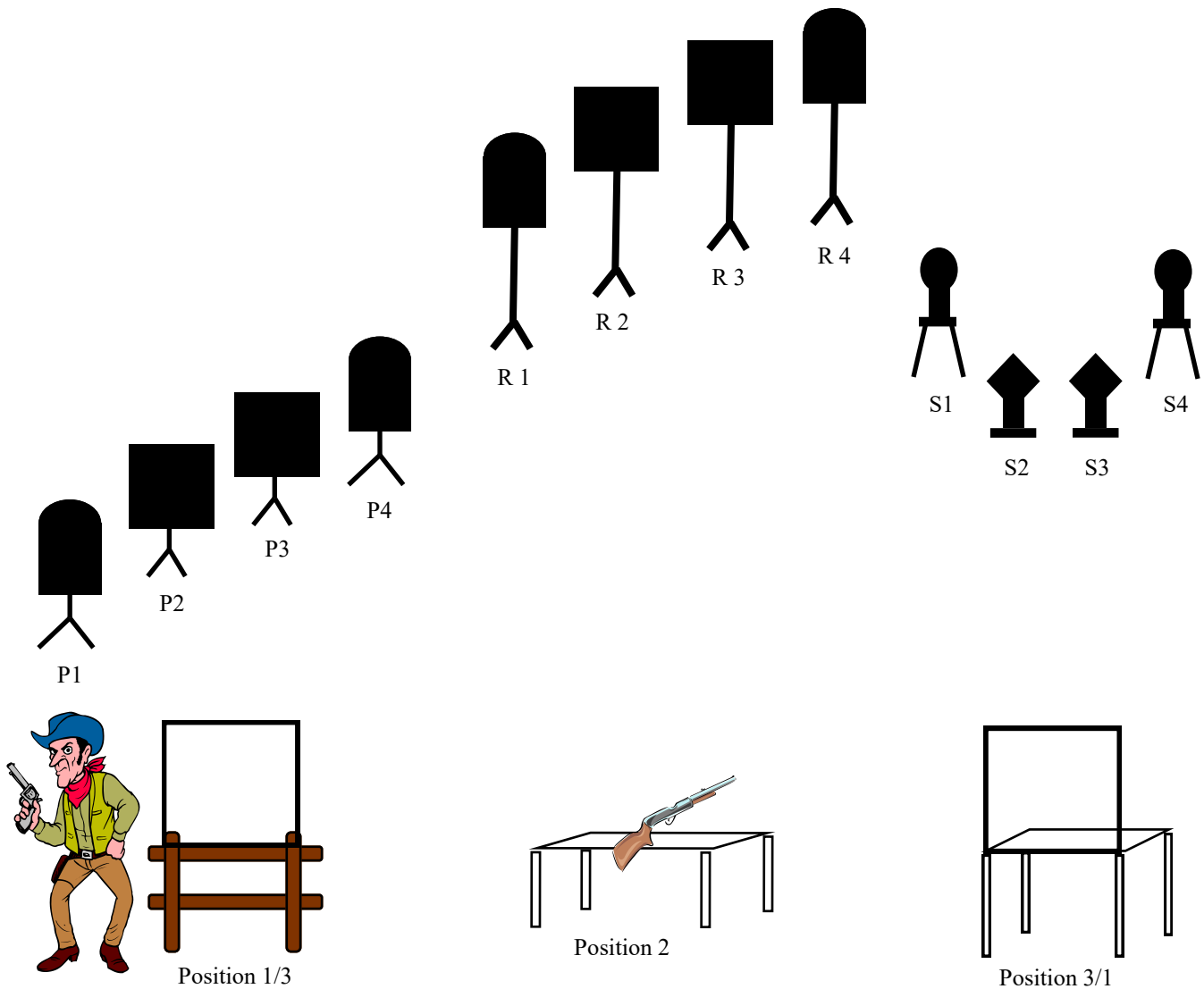
Start Standing at the ready at the table at position 1.

On Signal With revolver starting on either cowboy alternate single rounds between the two cowboy targets. With the rifle engage the 75 yard target 5 times then engage the 100 yard target 5 times.

Notes:

1. All targets are engaged standing upright without the use of aids, e.g. sticks.
2. Loading and unloading will be done at the table at position 1.
3. Scoring will be the number of hits with time used as the tie breaker.
4. Any SASS legal bullet may be used. Main match velocity limits **do not** apply.

Stage 1
Bay 2
December 2022



10 PISTOL 10 RIFLE 4+ SHOTGUN

Staging Two pistols loaded with 5 rounds each and holstered. Rifle loaded with 10 rounds staged on the table at position 2. Shotgun staged anywhere safely with at least 4 shells on your person.

Gun sequence Pistols, rifle, shotgun or shotgun, rifle, pistols (shooter's choice).

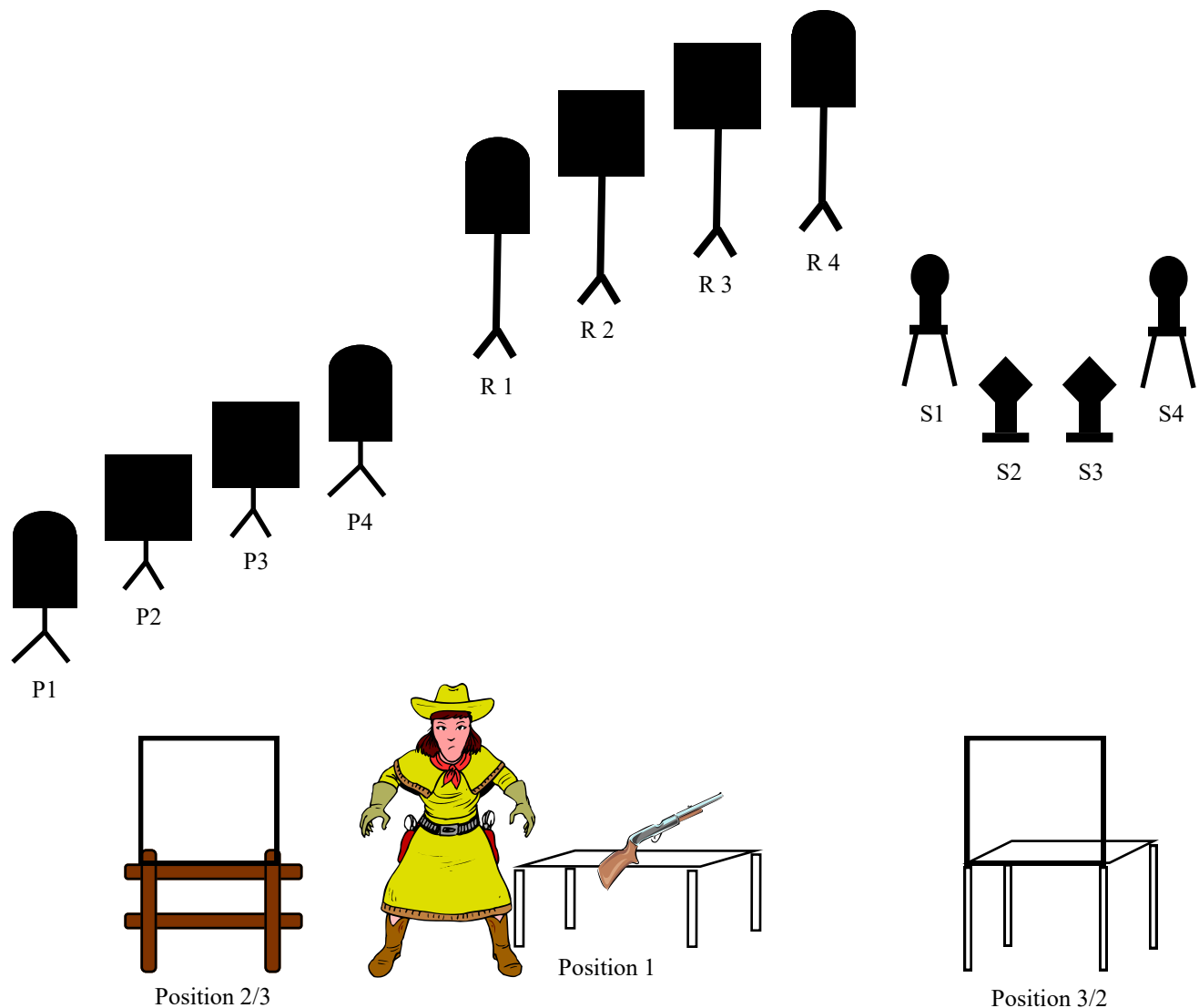
Start Standing at the center of position 1 (shooter's choice) with your hands on the window frame at shoulder height.

On Signal Starting on either end, with the pistols engage P1 thru P4 thru the window with a Missouri sweep (2 on 1, 1 on 2, 1 on 3, 2 on 4, 1 on 3, 1 on 2, 2 on 1).

Move to the table at position 2 and with the rifle, starting on either end, engage R1 thru R4 as per the pistol instructions.

Move to the window at position 3 and with the shotgun engage S1 thru S4 thru the window in any order.

Stage 2
Bay 2
December 2022



10 PISTOL 10 RIFLE 4+ SHOTGUN

Staging Two pistols loaded with 5 rounds each and holstered. Rifle loaded with 10 rounds staged on the table at position 1. Shotgun staged anywhere safely with at least 4 shells on your person.

Gun sequence Rifle, shotgun, pistols or rifle, pistols, shotgun (shooter's choice).

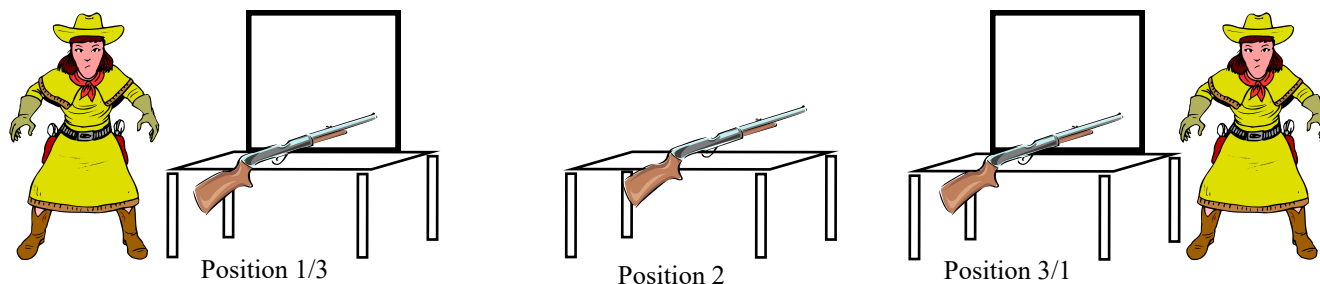
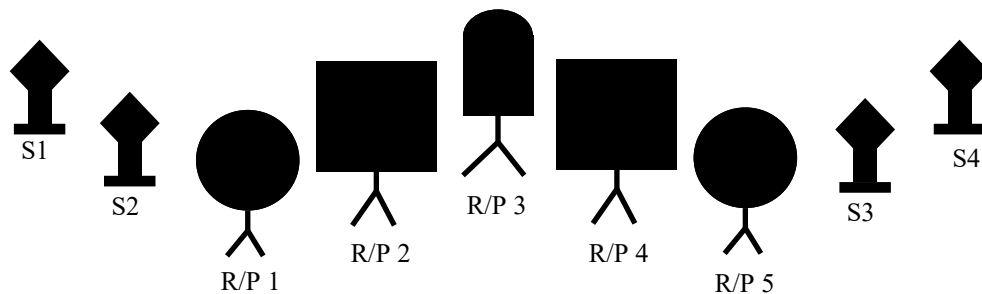
Start Standing at the center position 1 with your thumbs tucked in any belt.

On Signal Starting on either end, with the rifle engage R1 thru R4 thru the window with a Boss Hayes sweep (1-2-3-4-2-3-4-3-4-4).

Move to the table at position 2 and thru the window engage P1 thru P4 as per the rifle instructions..

Move to the window at position 3 and with the shotgun engage S1 thru S4 thru the window in any order.

Stage 3
Bay 3
December 2022



10 PISTOL 10 RIFLE 4+ SHOTGUN

Staging Two pistols loaded with 5 rounds each and holstered. Rifle loaded with 10 rounds staged on the table at position 2. Shotgun staged flat in the window at position 1 with at least 4 shells on your person.

Start Standing at the center of the window at position 1 with both hands touching the shotgun.

Gun sequence Shotgun, rifle, pistols, shotgun or shotgun, pistols, rifle, shotgun.

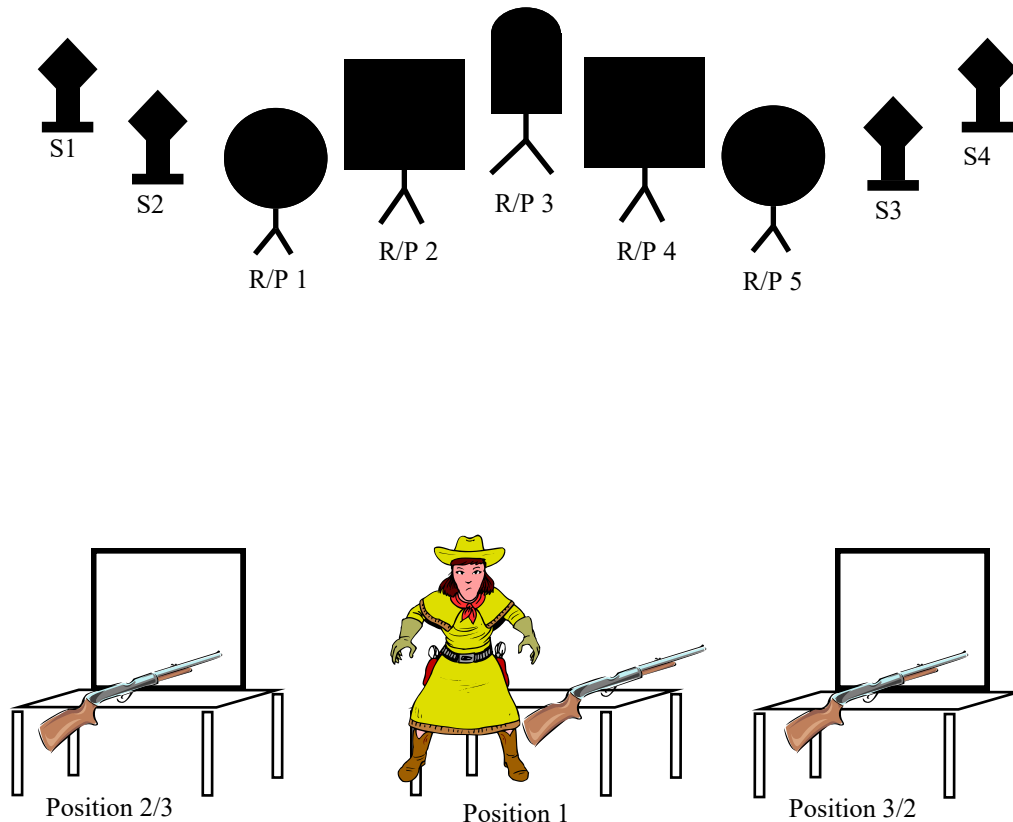
On Signal Engage the two shotgun targets in front of you thru the window in any order. Make the shotgun safe at position 2.

At position 2, starting on either end, with the rifle sweep R/P1 thru R/P5 twice.

With the pistols engage R/P1 thru R/P5 as per the rifle instructions.

Move to the other window at position 3 and engage the two shotgun targets in front of you thru the window in any order.

Stage 4
Bay 3
December 2022



10 PISTOL 10 RIFLE 4+ SHOTGUN

Staging Two pistols loaded with 5 rounds each and holstered. Rifle loaded with 10 rounds staged on the table at position 1. Shotgun staged anywhere safely with at least 4 shells on your person.

Start Standing at the **center** of the table at position 1 with your arms crossed on your chest.

Gun sequence Rifle, pistols, shotgun **or** pistols, rifle, shotgun.

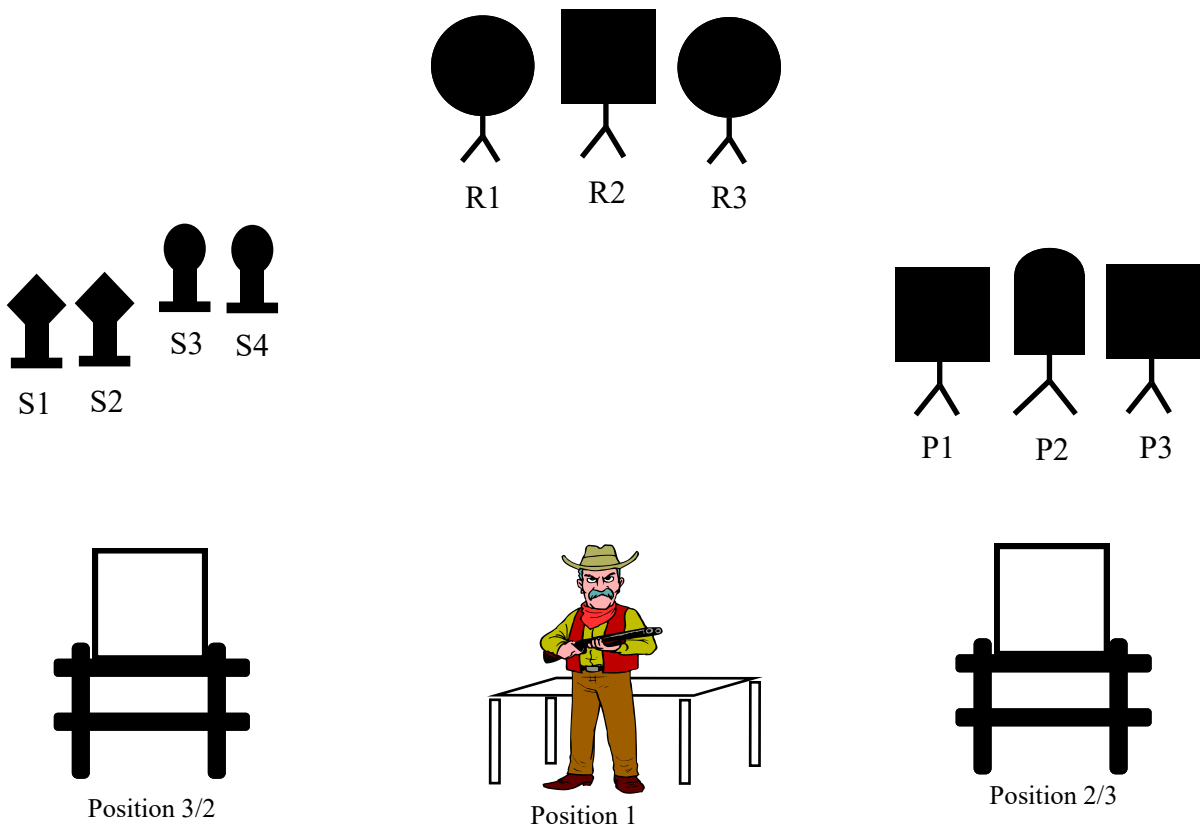
On Signal Starting on either end, with the rifle engage R/P1 thru R/P5 with a Desperado sweep (1 on 1, 2 on 2, 4 on 3, 2 on 4, 1 on 5).

At position 1, with the pistols engage R/P1 thru R/P5 as per the rifle instructions.

Move to the window at position 2 (either window— shooter's choice) and with the shotgun engage the two shotgun targets in front of you thru the window in any order.

Move to the other window at position 3 and engage the two shotgun targets in front of you thru the window in any order.

Stage 5
Bay 4
December 2022



10 PISTOL 10 RIFLE 4+ SHOTGUN

Staging Rifle loaded with 10 rounds in both hands at position 1. Shotgun staged anywhere safely with at least 4 shells on your person. Two pistols loaded with 5 rounds each and holstered.

Gun Sequence Rifle, pistols, shotgun *or* rifle, shotgun, pistols (shooter's choice).

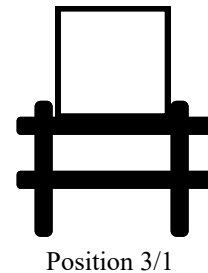
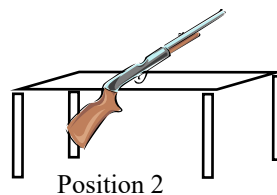

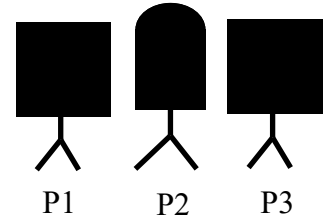
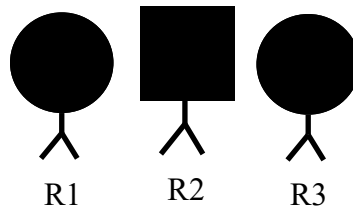
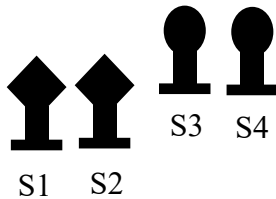
Start Shooter standing at the *center* of the table at position 1 with your rifle in both hands.

On Signal Starting on either end, engage R1 thru R3 with a 3-2-5 sweep.

Move to the window at position 2 and with the pistols engage P1 thru P3 thru the window as per the rifle instructions.

Move to the window at position 3 and with the shotgun engage S1 thru S4 thru the window in any order.

Stage 6
Bay 4
December 2022



10 PISTOL 10 RIFLE 4+ SHOTGUN

Staging Rifle loaded with 10 rounds staged on the table at position 2. Shotgun staged anywhere safely with at least 4 shells on your person. Two pistols loaded with 5 rounds each and holstered.

Gun Sequence Shotgun, rifle, pistols or pistols, rifle, shotgun.

Start Shooter standing tall at the center of the window at position 1 (either window - shooter's choice)

On Signal With the shotgun, engage S1 thru S4 thru the window in any order.

Move to position 2, and starting on either end, with the rifle engage R1 thru R3 with a Delta Glen sweep (1-2-2-3-2-2-1-2-2-3).

Move to the window at position 3 and with the pistols, starting on either end, engage P1 thru P3 thru the window with a Delta Glen sweep (1-2-2-3-2-2-1-2-2-3).