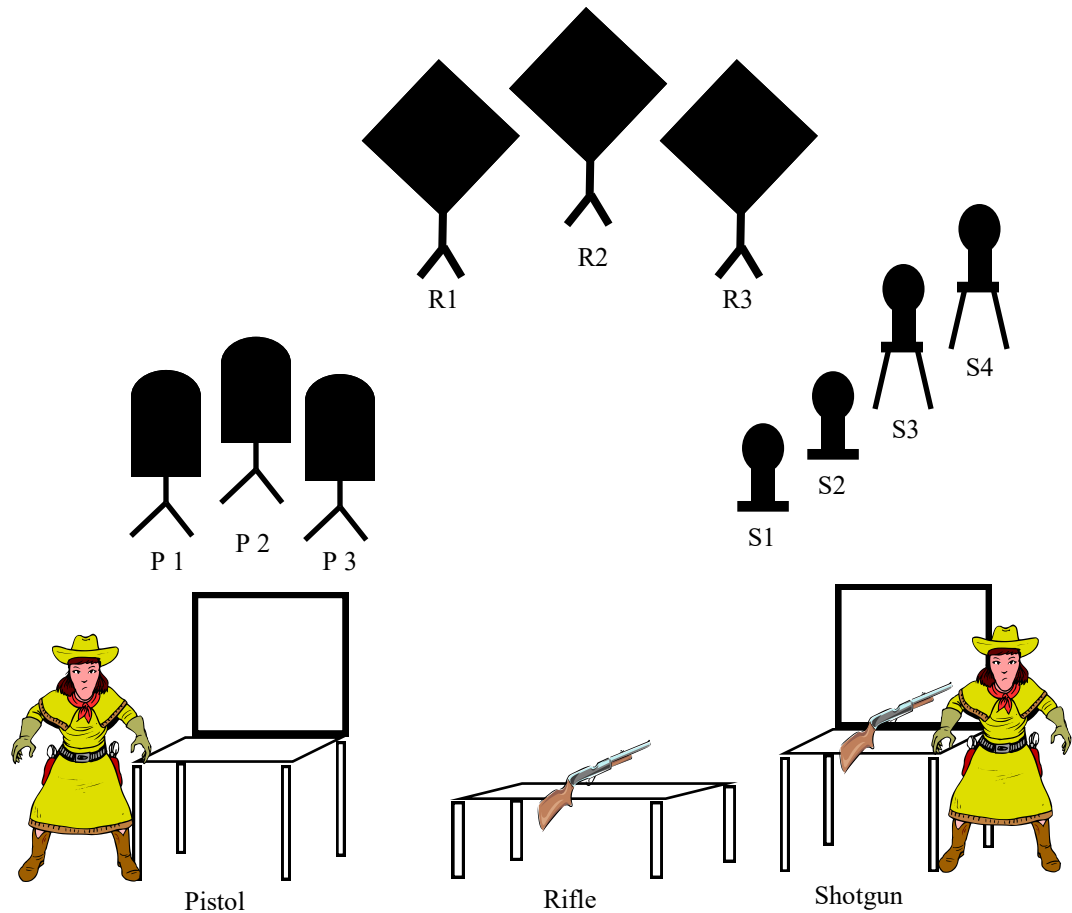


Stage 1
Bay 2
May, 2024



10 PISTOL 10 RIFLE 4+ SHOTGUN

Staging Two pistols loaded with 5 rounds each and holstered. Rifle loaded with 10 rounds staged flat on the center table. Shotgun staged anywhere safely.

Start Standing at the ready at either outer table.

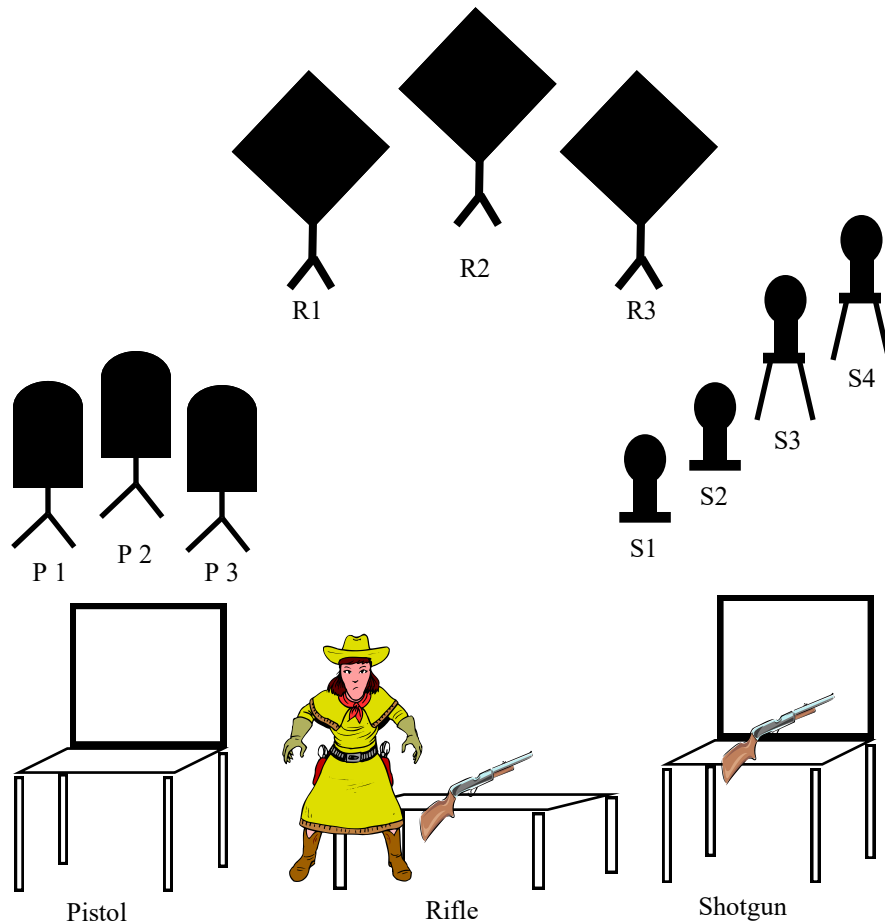
Gun Sequence Shooter's choice, rifle may not be last.

On Signal With the shotgun engage S1 thru S4 thru the window in any order.

At the rifle position starting on either end engage R1 thru R3 with a 1-3-1 sweep then repeat.

At the pistol position thru the window engage P1 thru P3 as per the rifle instructions.

Stage 2
Bay 2
May, 2024



10 PISTOL 10 RIFLE 4+ SHOTGUN

Staging Two pistols loaded with 5 rounds each and holstered. Rifle loaded with 10 rounds staged flat on the center table. Shotgun staged anywhere safely.

Start At the rifle position with arms across your chest.


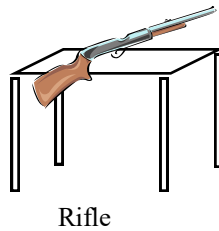

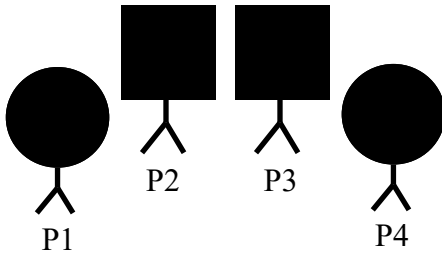
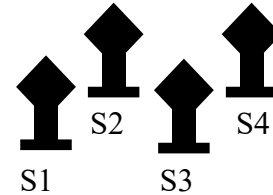
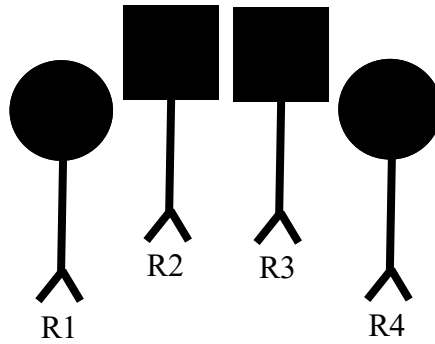
Gun Sequence Rifle first then shooters choice.

On Signal With the rifle engage R1 thru R3 with at least 3 rounds each. **No double taps.**

At the pistol position engage P1 thru P3 thru the window as per the rifle instructions.

At the shotgun position engage S1 thru S4 thru the window in any order.

Stage 3
Bay 3
May, 2024



10 PISTOL 10 RIFLE 4+ SHOTGUN

Staging Two pistols loaded with 5 rounds each and holstered. Rifle loaded with 10 rounds staged flat on the center table. Shotgun staged flat at the shotgun position.

Gun Sequence Shotgun, rifle, pistols.

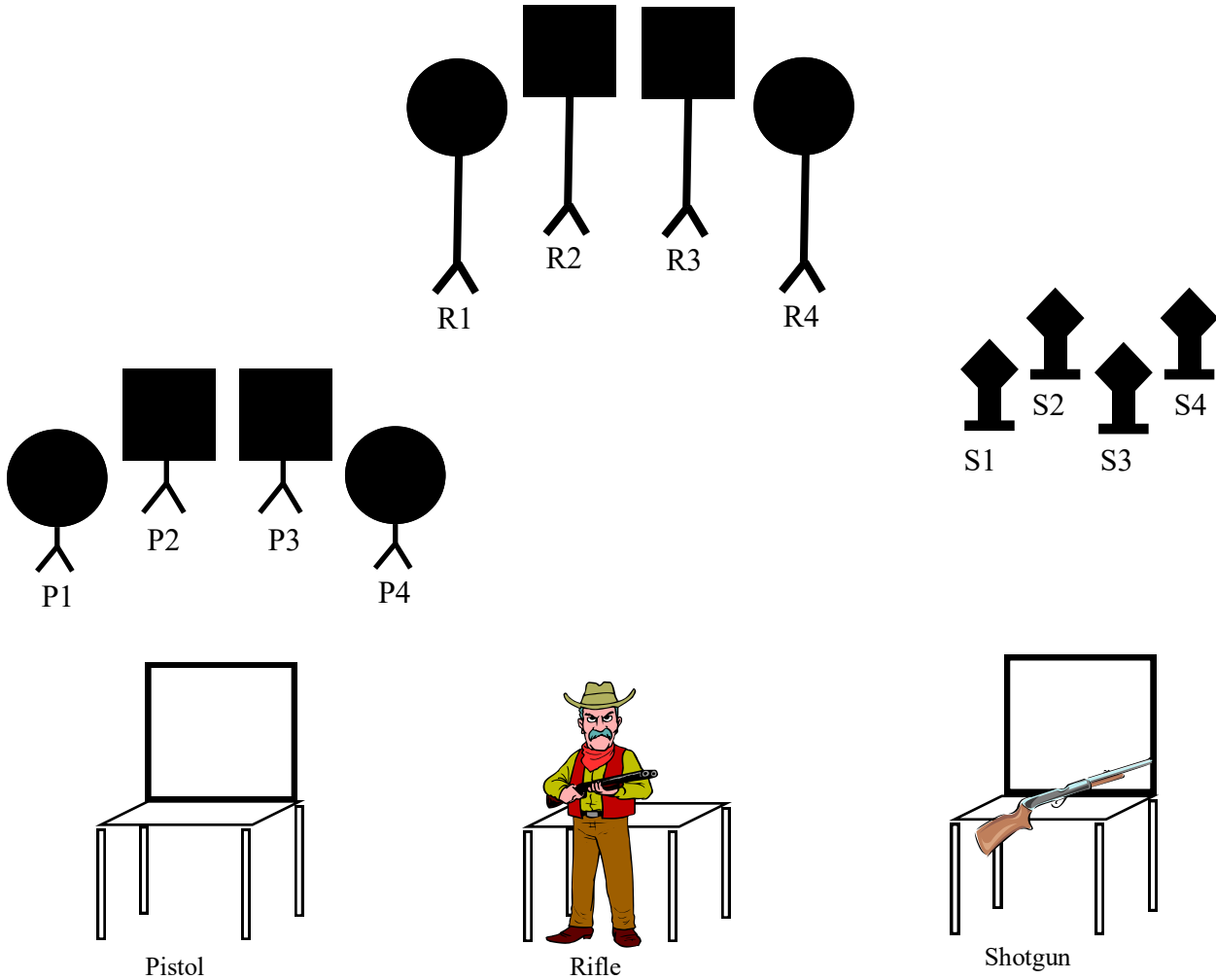
Start At the ready at shotgun position.

On Signal Engage S1 thru S4 thru the window in any order.

At the rifle position starting on either end engage R1 thru R4 with a Progressive sweep (1 on 1, 2 on 2, 3 on 3, 4 on 4).

At the pistol position engage P1 thru P4 thru the window as per the rifle instructions.

Stage 4
Bay 3
May, 2024



10 PISTOL 10 RIFLE 4+ SHOTGUN

Staging Two pistols loaded with 5 rounds each and holstered. Rifle loaded with 10 rounds in both hands at center table. Shotgun staged anywhere safely.

Gun Sequence Rifle first then shooters choice.

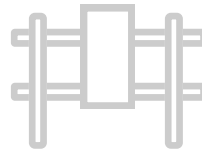
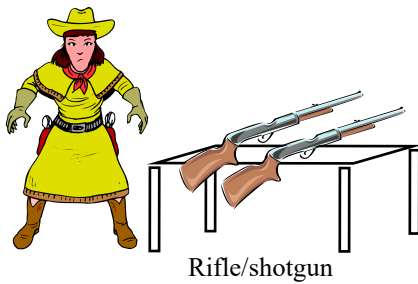
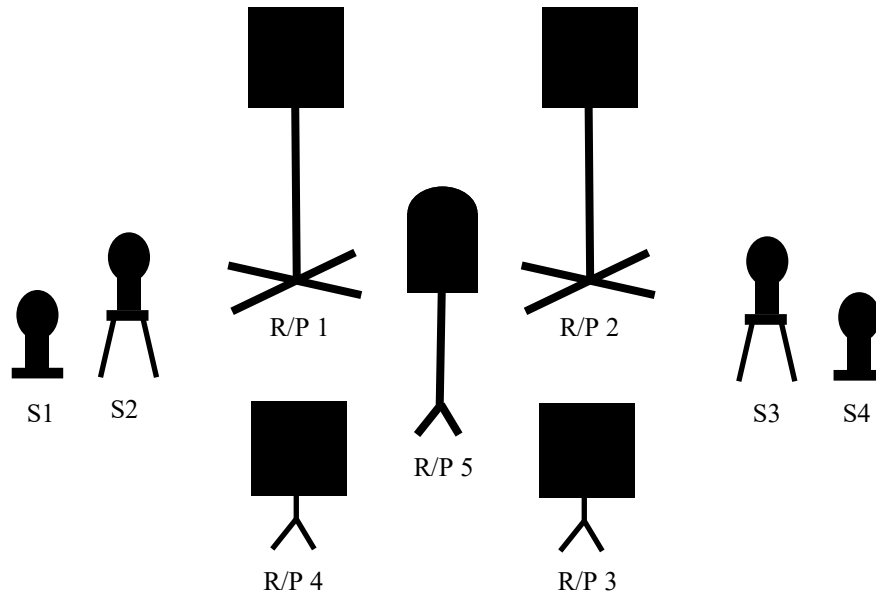
Start Standing at center table with your rifle in both hands.

On Signal Starting on either end, engage R1 thru R4 with a Yuma sweep (1-2-3-4-3-3-3-2-2-1).

At the pistol position engage P1 thru P4 thru the window as per the rifle instructions.

At the shotgun position engage S1 thru S4 thru the window in any order.

Stage 5
Bay 4
May, 2024



10 PISTOL 10 RIFLE 4+ SHOTGUN

Staging Two pistols loaded with 5 rounds each and holstered. Rifle loaded with 10 rounds staged on either outer table. Shotgun staged anywhere safely.

Start Standing at either outer table with your hands flat on the table.

Gun sequence Rifle, shotgun, pistols.

On Signal With the rifle starting on any square engage R/P1 thru R/P4 the squares once each and then engage R/P 5 the center tombstone then repeat.

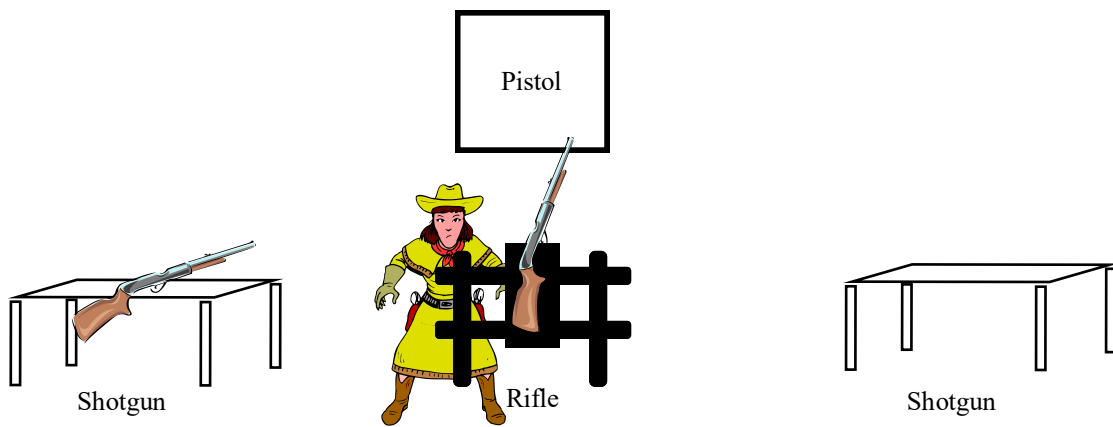
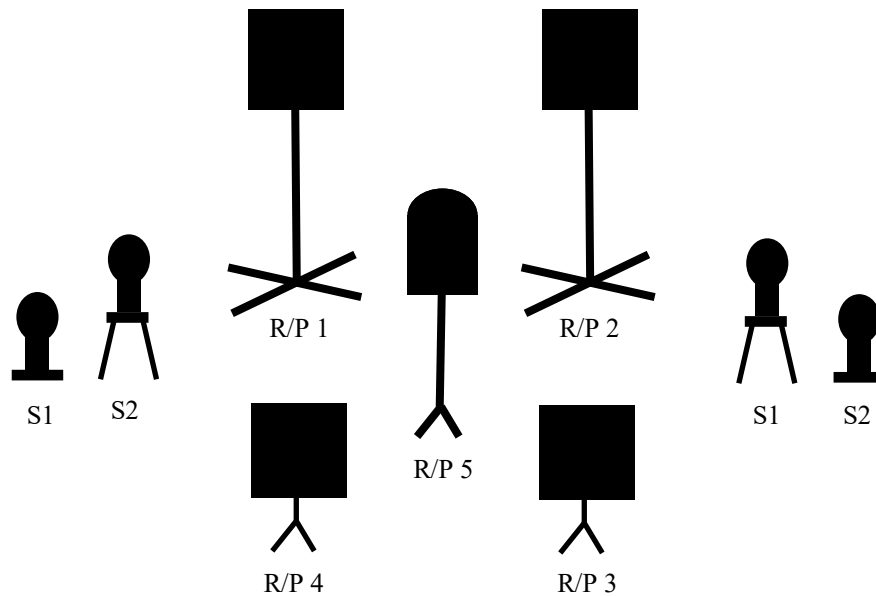
At same position with the shotgun engage S1 and S2 in any order.

At the other shotgun position engage S3 and S4 in any order.

With at least one foot in the pistol square engage R/P1 thru R/P5 as per the rifle instructions.

Shotgun and rifle must both be placed with the muzzle towards the appropriate berm at the end of the string. The muzzle must be pointing to the berm side of the outer most shotgun target to be considered safe for down range movement.

Stage 6
Bay 4
May, 2024



10 PISTOL 10 RIFLE 2+ SHOTGUN

Staging Two pistols loaded with 5 rounds each and holstered. Rifle loaded with 10 rounds staged vertically in the box at fence. Shotgun staged flat on either outer table.

Start Standing at the ready at the rifle fence.

Gun sequence Rifle, shotgun, pistols.

On Signal With the rifle engage R/P1 thru R/P5 with two rounds each in any order.

Move to either shotgun position and engage the two shotgun targets in front of you.

With at least one foot in the pistol square engage R/P1 thru R/P5 as per the rifle instructions.

Shotgun and rifle must both be placed with the muzzle towards the appropriate berm at the end of the string. The muzzle must be pointing to the berm side of the outer most shotgun target to be considered safe for down range movement.