
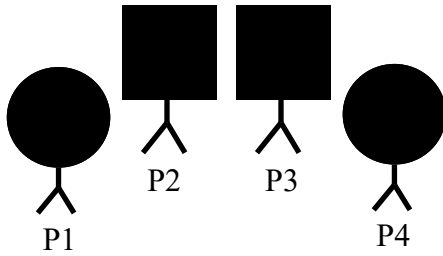
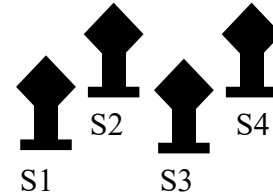
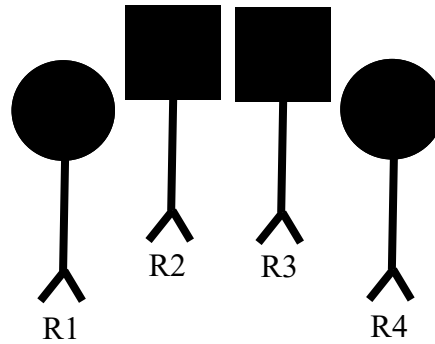
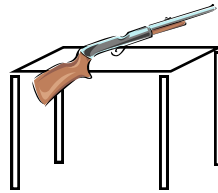



Stage 1
Bay 3
May 2023



Position 3/1



Position 2



Position 1/3

10 PISTOL 10 RIFLE 4+ SHOTGUN

Staging Two pistols loaded with 5 rounds each and holstered. Rifle loaded with 10 rounds staged on the table at position 2. Shotgun staged anywhere safely with at least 4 shells on your person.

Gun Sequence Shotgun, rifle, pistols or pistols, rifle, shotgun

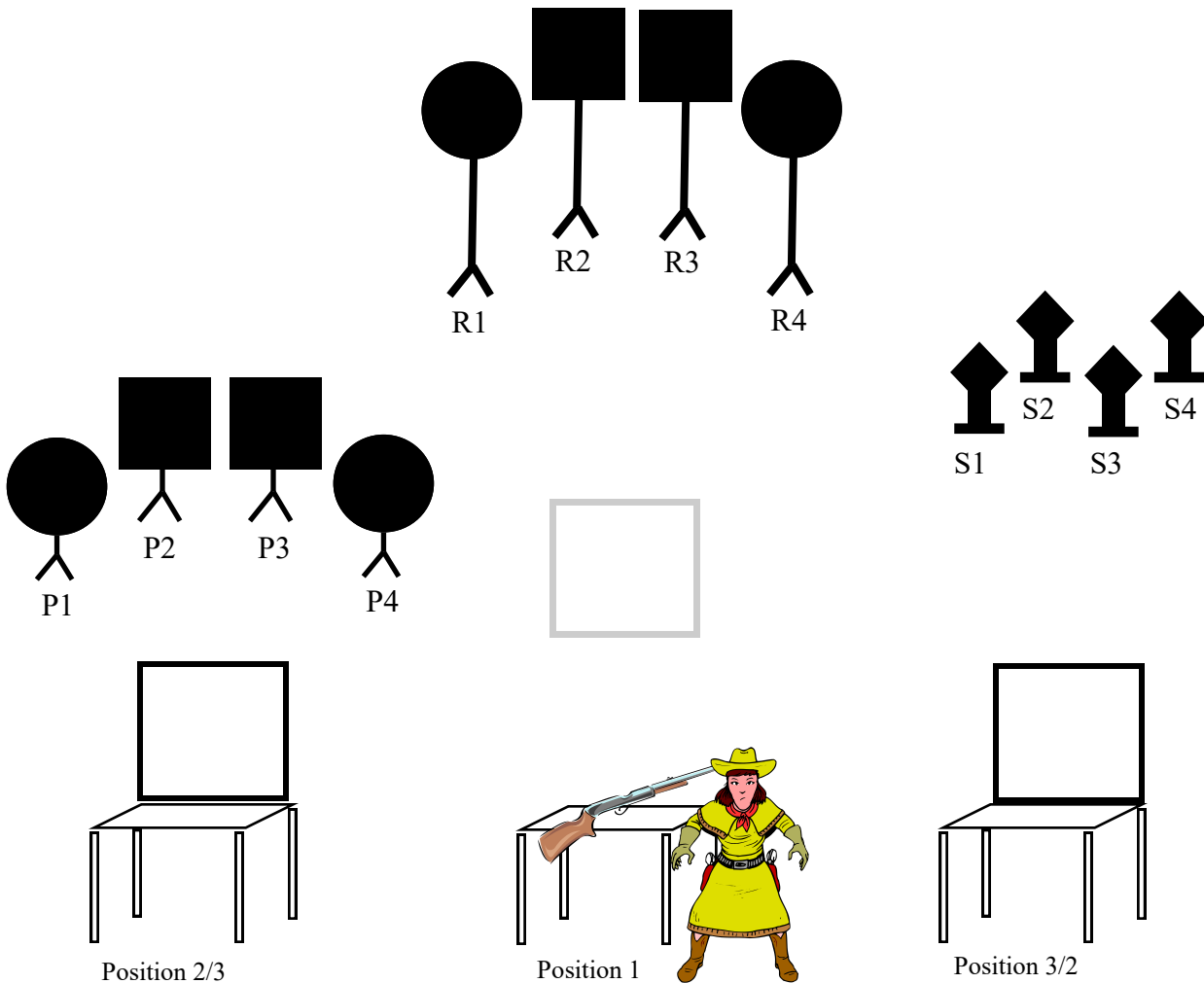
Start Shooter standing at the center of the window at position 1 (shooters choice) with your arms crossed on your chest.

On Signal Engage S1 thru S4 thru the window in any order.

Move to the table at position 2 and starting on either end, with the rifle engage R1 thru R4 with a Progressive sweep (1 on 1, 2 on 2, 3 on 3, 4 on 4).

Move to the window at position 3 and starting on either end, with the pistols engage P1 thru P4 thru the window as per the rifle instructions.

Stage 2
Bay 3
May 2023



10 PISTOL 10 RIFLE 4+ SHOTGUN

Staging Two pistols loaded with 5 rounds each and holstered. Rifle loaded with 10 rounds staged on the table at position 2. Shotgun staged anywhere safely with at least 4 shells on your person.

Gun Sequence Rifle, shotgun, pistol or rifle, pistol, shotgun

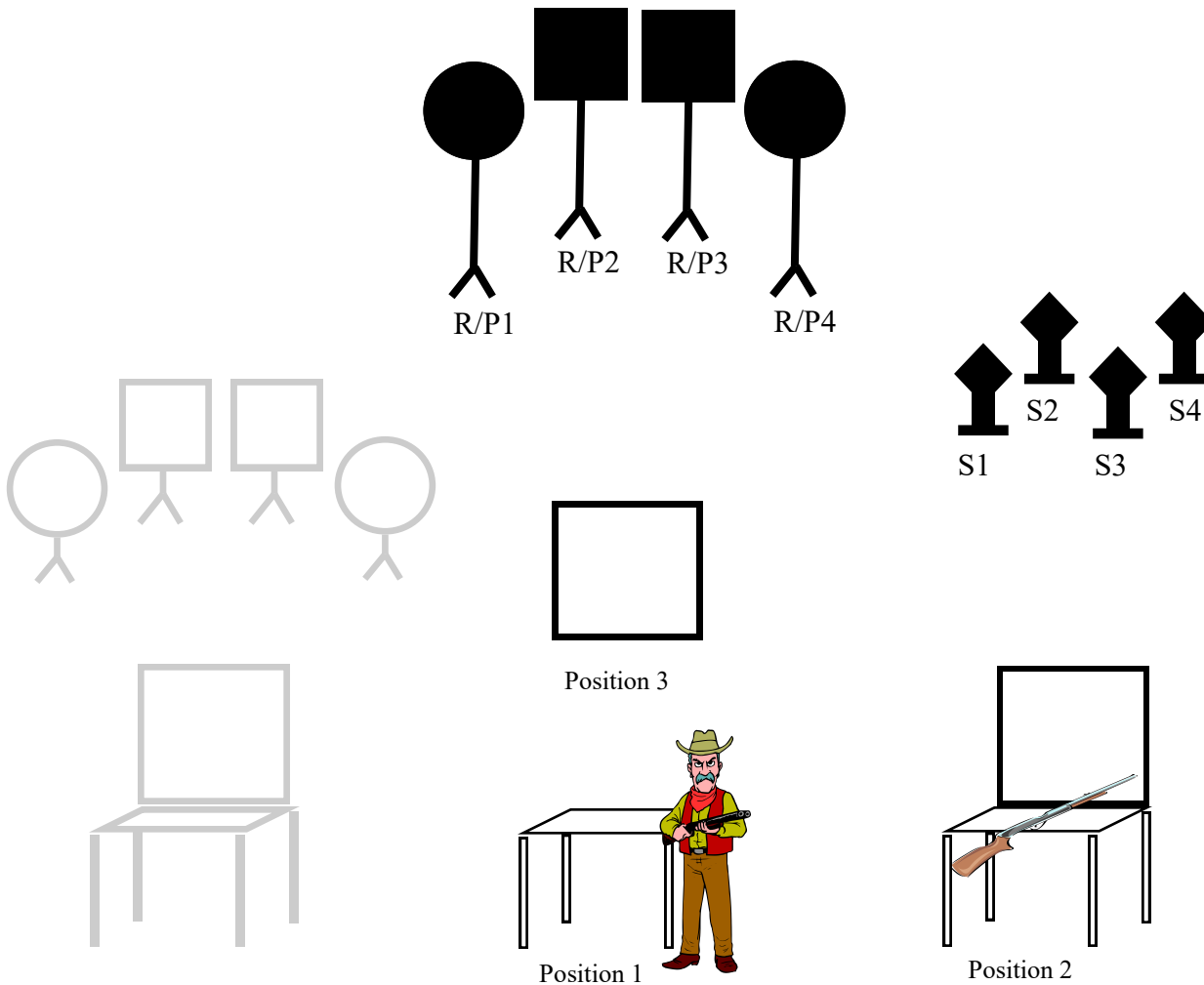
Start Shooter standing tall at the **center** of the table at position 1.

On Signal Engage R1 thru R4 with a giant sweep. (1-2-3-4-3-3-2-2-1-1)

Move to position 2 and thru the window starting on either end, with the pistols engage P1 thru P4 as per the rifle instructions,

Move to position 3 and thru the window engage S1 thru S4 in any order.

Stage 3
Bay 3
May 2023



10 PISTOL 10 RIFLE 4+ SHOTGUN

Staging Two pistols loaded with 5 rounds each and holstered. Rifle loaded with 10 rounds in both hands at position 1. Shotgun staged at position 2 with at least 4 shells on your person.

Gun Sequence Rifle, shotgun, pistol,


Start Shooter standing tall at the **center** of the table at position 1 with rifle in both hands.

On Signal Engage R/P1 thru R/P4 by alternating on two targets for five rounds and then the other two targets for five rounds. **Discard rifle on table at position 2 at angle to the right berm.**

Move to position 2 and thru the window engage S1 thru S4 in any order. **Discard shotgun on table at position two at an angle towards the right berm.**

Move to position 3 and with at least one foot in the shooters square engage R/P1 thru R/P4 with the pistols as per the rifle instructions.

Stage 4
Bay 4
May 2023



10 PISTOL 10 RIFLE 4+ SHOTGUN

Staging Two pistols loaded with 5 rounds each and holstered. Rifle loaded with 10 rounds staged on the table at position 1. Shotgun staged on the table at position 1 with at least 4 shells on your person.

Gun sequence Rifle, shotgun, pistols.


Start Standing tall at the center of the table at position 1 with your hands on your hat brim.

On Signal With the rifle, starting on either end, engage R1 thru R4 with a Badger sweep (1-2-3-4-1-2-3-1-2-1). With the shotgun, engage S1 and S2 in any order.

With the shotgun, move to the window at position 2 and engage S3 and S4 thru the window in any order. Shotgun may be loaded on the move as long as the action remains open.

Move to the shooter's square at position 3, and with at least one foot in the square, with the pistols, starting on either end, engage P1 thru P4 with a Badger sweep (1-2-3-4-1-2-3-1-2-1).

Stage 5
Bay 4
May 2023



10 PISTOL 10 RIFLE 4+ SHOTGUN

Staging Two pistols loaded with 5 rounds each and holstered. Rifle loaded with 10 rounds staged on the table at position 2. Shotgun staged on the table at position 3 with at least 4 shells on your person.

Gun sequence . Pistols, rifle, shotgun


Start Standing tall at the **center** of the fence at position 1 with your hands on your hat brim.

On Signal With the pistols starting on either end, engage P1 thru P4 with a Missouri sweep (1-1 -2-3-4-4-3-2-1-1).

Move to position 2, and with both feet behind the table, with the rifle, starting on either end, engage R1 thru R4 as per the pistol directions.

Move to position 3 and engage S1 thru S4 thru the window in any order.

Stage 6
Bay 4
May 2023



10 PISTOL 10 RIFLE 4+ SHOTGUN

Staging Two pistols loaded with 5 rounds each and holstered. Rifle loaded with 10 rounds staged on the table at position one. Shotgun staged on the table at position one with at least 4 shells on your person.

Gun sequence . Shooters choice (*rifle not last*)

Start Standing tall at the center of the fence at position 1 with both hands on any gun or guns.

On Signal With the pistols starting on either end, thru the window engage P1 thru P4 with at least two rounds each.

With the rifle engage R1 thru R4 thru the window as per the pistol instructions.

With the shotgun engage S1 thru S4 thru the window in any order.