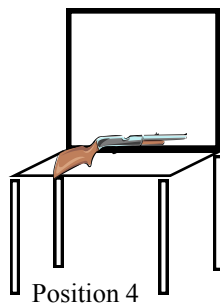
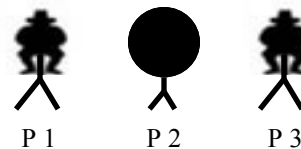
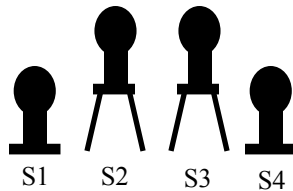
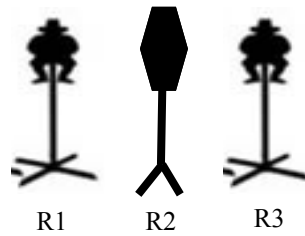



Stage 1
Bay 2 (Left)
February 2012



Position 3



10-PISTOL 10-RIFLE 4+- SHOTGUN

Staging Two pistols loaded with 5 rounds each and holstered. Rifle loaded with 10 rounds staged on the table at position 2. Shotgun staged in the window at position 4 with at least 4 shells on your person.

Gun sequence Pistol, pistol, rifle, shotgun.

Start Standing at the doorway at position 1 with both hands on your gun belt.

On Signal Engage P1 thru P3 with 5 rounds thru the doorway in a 1-3-1 sequence starting on either end.

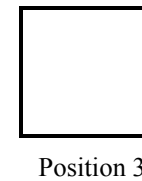
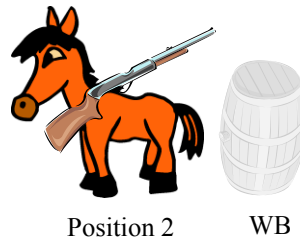

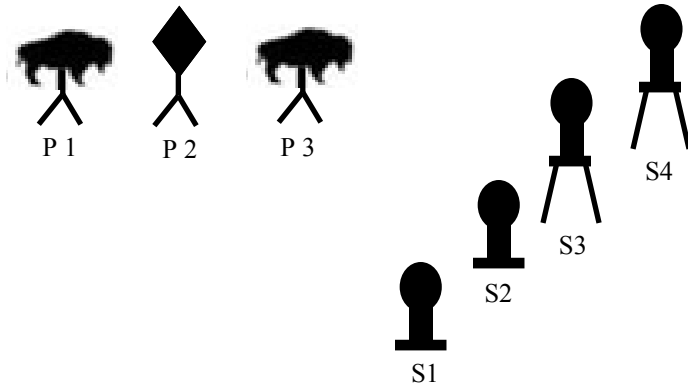
Move to the table at position 2 and engage P1 thru P3 with 5 rounds in a 1-3-1 sequence starting on either end.

With the rifle, move to position 3, between the tables, and engage R1 thru R3 in a 1-3-1 sweep twice starting on either end. Make the rifle safe on either table.

Move to position 4 and with the shotgun engage S1 thru S4 thru the window in any order.

Only gunfighter-style shooters may have both loaded pistols out at the same time.

Stage 2
Bay 2 (Right)
February 2012



10- PISTOL 10- RIFLE 4+- SHOTGUN

Staging Pistols loaded with 5 rounds each and holstered. Rifle loaded with 10 rounds in both hands. Shotgun staged on the horse at position 2 with at least 4 shells on your person.

Start Shooter standing at position 1 at the center of the fence with the rifle in both hands.

Gun sequence Rifle, pistols, shotgun.

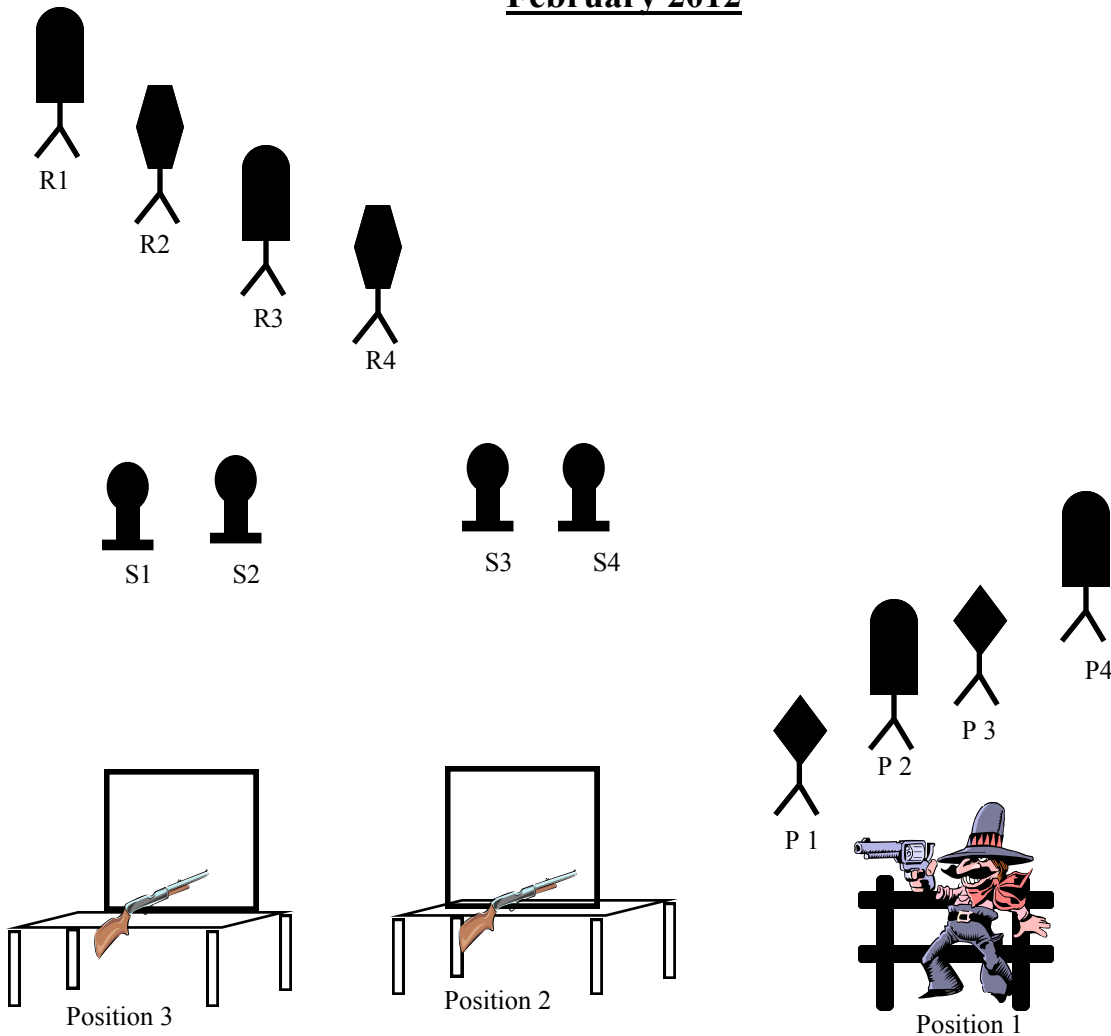
On Signal Engage R1 thru R3 with a 1-1-3-3-2 sequence twice, starting on either end. Make the rifle safe at the fence or on the horse at position 2.

Move to position 2 and with the pistols engage P1 thru P3 with a 1-1-3-3-2 sequence twice, starting on either end.

With the shotgun, move to position 3, and with at least one foot in the square, engage S1 thru S4 in any order. You may load your shotgun on the move as long as the action remains open.

Only gunfighter-style shooters may have both loaded pistols out at the same time.

Stage 3
Bay 3 (Left)
February 2012



10-PISTOL 10-RIFLE 4+- SHOTGUN

Staging Two pistols loaded with 5 rounds each and holstered. Rifle loaded with 10 rounds staged in the window at position 3. Shotgun staged in the window at position 2 with at least 4 shells on your person.

Start Standing at position 1, at the center of the fence, with arms crossed on your chest.

Gun sequence Pistols, shotgun, rifle, shotgun

On Signal With the pistols engage P1 thru P4 with a Badger sweep (1-2-3-4-1-2-3-1-2-1) starting on P1.

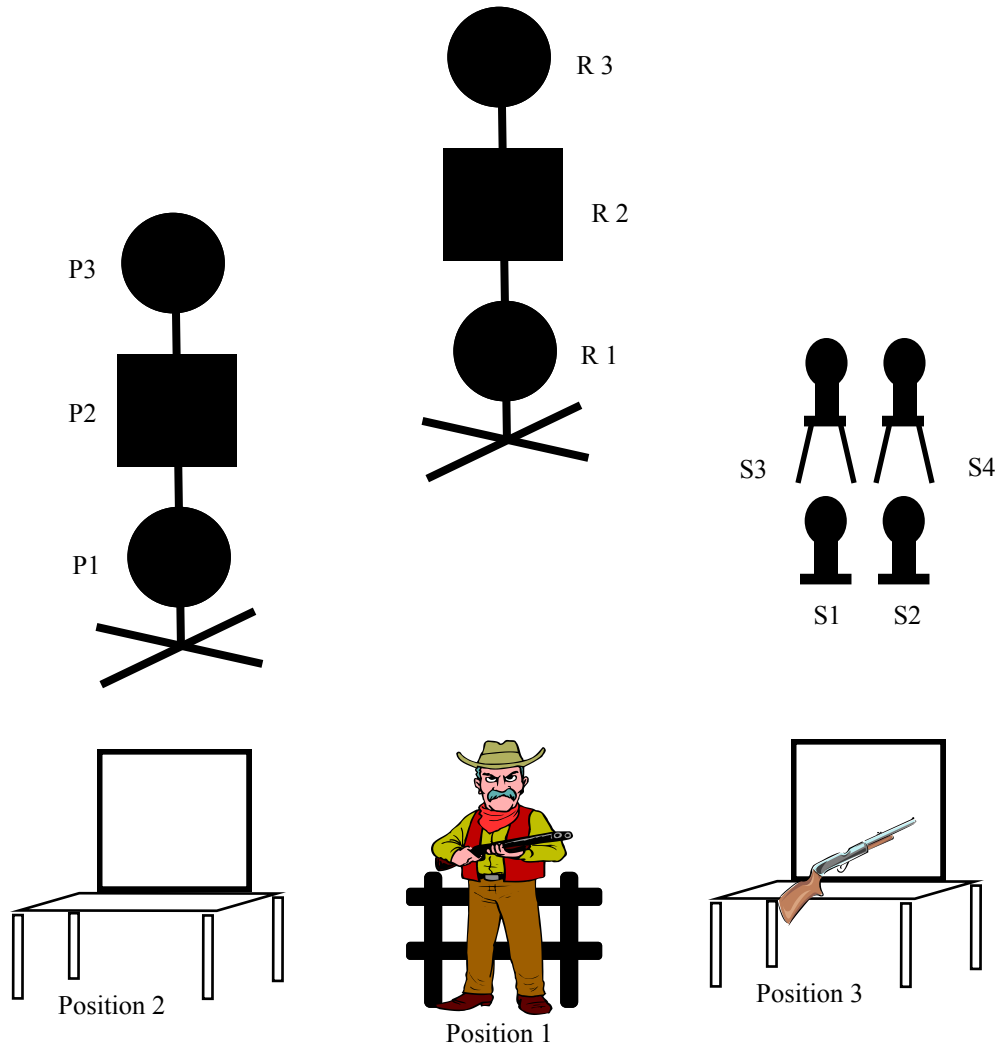
Move to position 2, and with the shotgun engage S3 and S4 in any order thru the window.

Move to position 3 and make the shotgun safe. With the rifle engage R1 thru R4 thru the window with a Badger sweep (1-2-3-4-1-2-3-1-2-1) starting on R1. Make the rifle safe.

With the shotgun engage S1 and S2 thru the window in any order.

Only gunfighter-style shooters may have both loaded pistols out at the same time.

Stage 4
Bay 3 (Right)
February 2012



10-PISTOL 10-RIFLE 4+- SHOTGUN

Staging Two pistols loaded with 5 rounds each and holstered. Rifle loaded with 10 rounds in both hands. Shotgun staged in the window at position 3 with at least 4 shells on your person.

Start Standing at position 1, at the center of the fence, with the rifle in both hands and with the barrel touching the fence.

Gun sequence Rifle, pistols, shotgun.

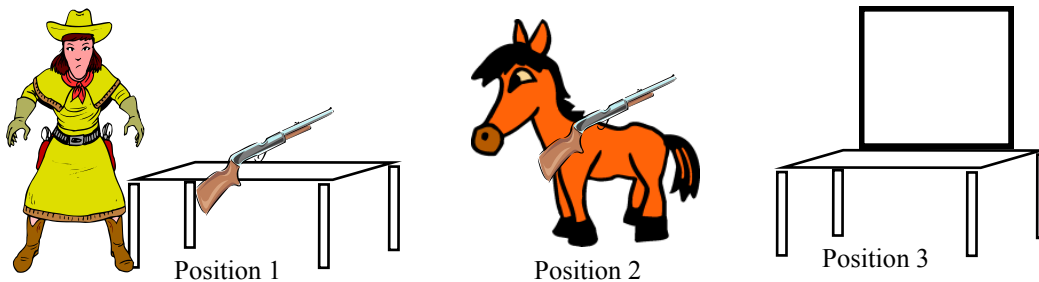
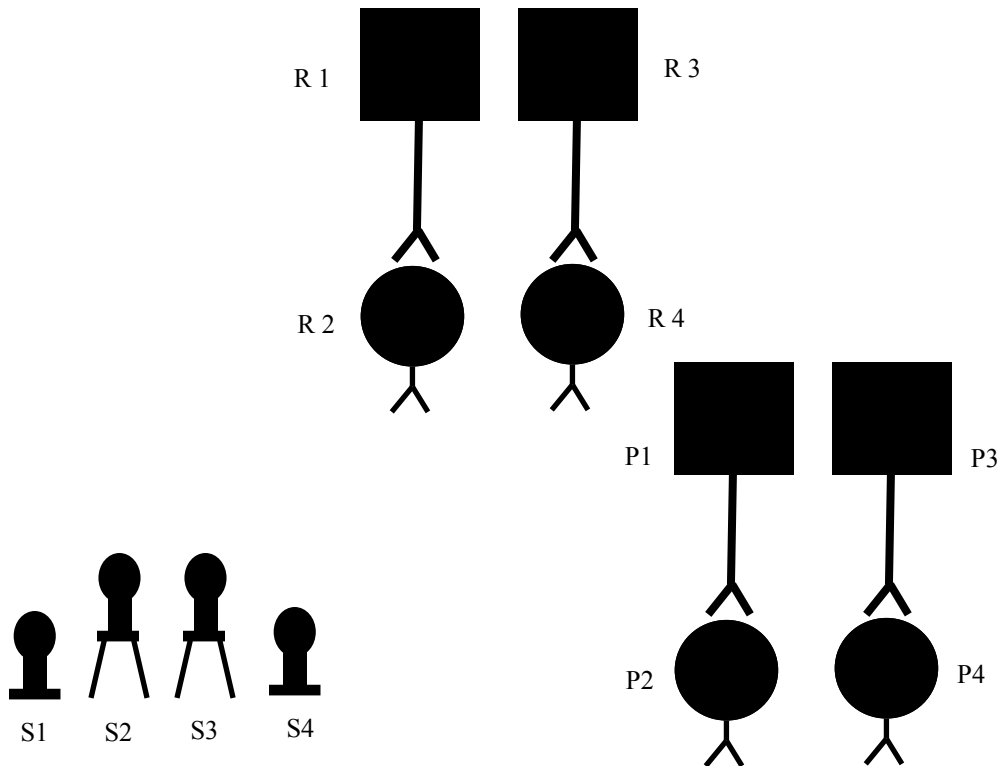
On Signal Engage R1 thru R3 with a Delta Glen sweep (1-2-2-3-2-2-1-2-2-3) starting on either R1 or R3. Make the rifle safe at the fence or on the table at position 2.

Move to position 2, and with the pistols engage P1 thru P3 thru the window with a Delta Glen sweep (1-2-2-3-2-2-1-2-2-3) starting on either P1 or P3.

Move to position 3, and with the shotgun engage S1 thru S4 thru the window in any order.

Only gunfighter-style shooters may have both loaded pistols out at the same time.

Stage 5
Bay 4 (Left)
February 2012



10-PISTOL 10-RIFLE 4+- SHOTGUN

Staging Two pistols loaded with 5 rounds each and holstered. Rifle loaded with 10 rounds staged on the horse at position 2. Shotgun staged on the table at position 1 with at least 4 shells on your person.

Start Standing at position 1, at the center of the table, with arms hanging at your sides.

Gun sequence Shotgun, rifle, pistols.

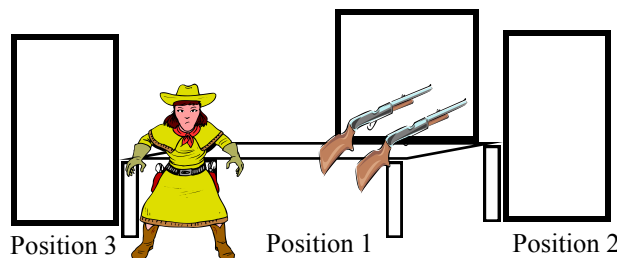
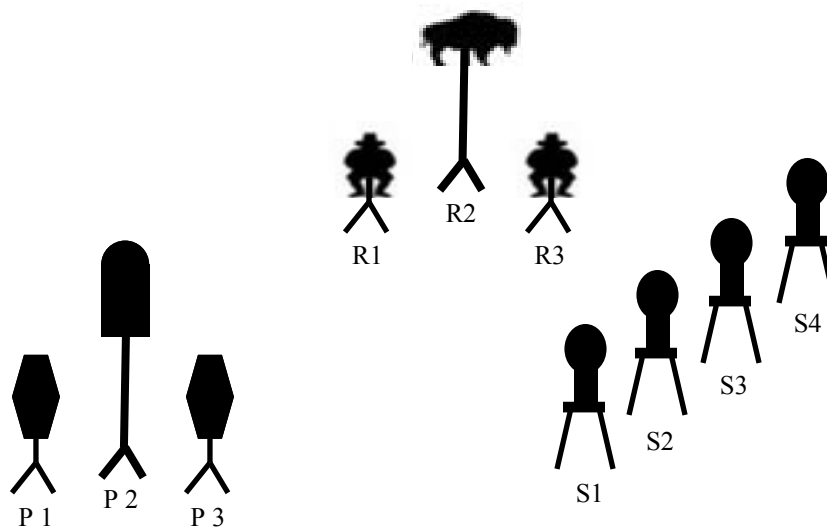
On Signal Engage S1 thru S4 in any order. Make the shotgun safe.

Move to position 2, at the horse, and with the rifle engage R1 thru R4 with a 3-2-3-2 sequence starting with 3 rounds on either square followed by 2 rounds on either circle. Engage the remaining square with 3 rounds and the remaining circle with 2 rounds. Make the rifle safe on the horse or on the table at position 3.

Move to position 3 and with the pistols engage P1 thru P4 thru the window with a 3-2-3-2 sequence starting with 3 rounds on either square followed by 2 rounds on either circle. Engage the remaining square with 3 rounds and the remaining circle with 2 rounds.

Only gunfighter-style shooters may have both loaded pistols out at the same time.

Stage 6
Bay 4 (Right)
February 2012



10-PISTOL 10-RIFLE 4+- SHOTGUN

Staging Two pistols loaded with 5 rounds each and holstered. Rifle loaded with 10 rounds staged in the window at position 1. Shotgun staged in the window at position 1 with at least 4 shells on your person.

Start Standing at the window at position 1 with both hands on the window frame at shoulder height.

Gun Sequence Rifle, shotgun, pistols.

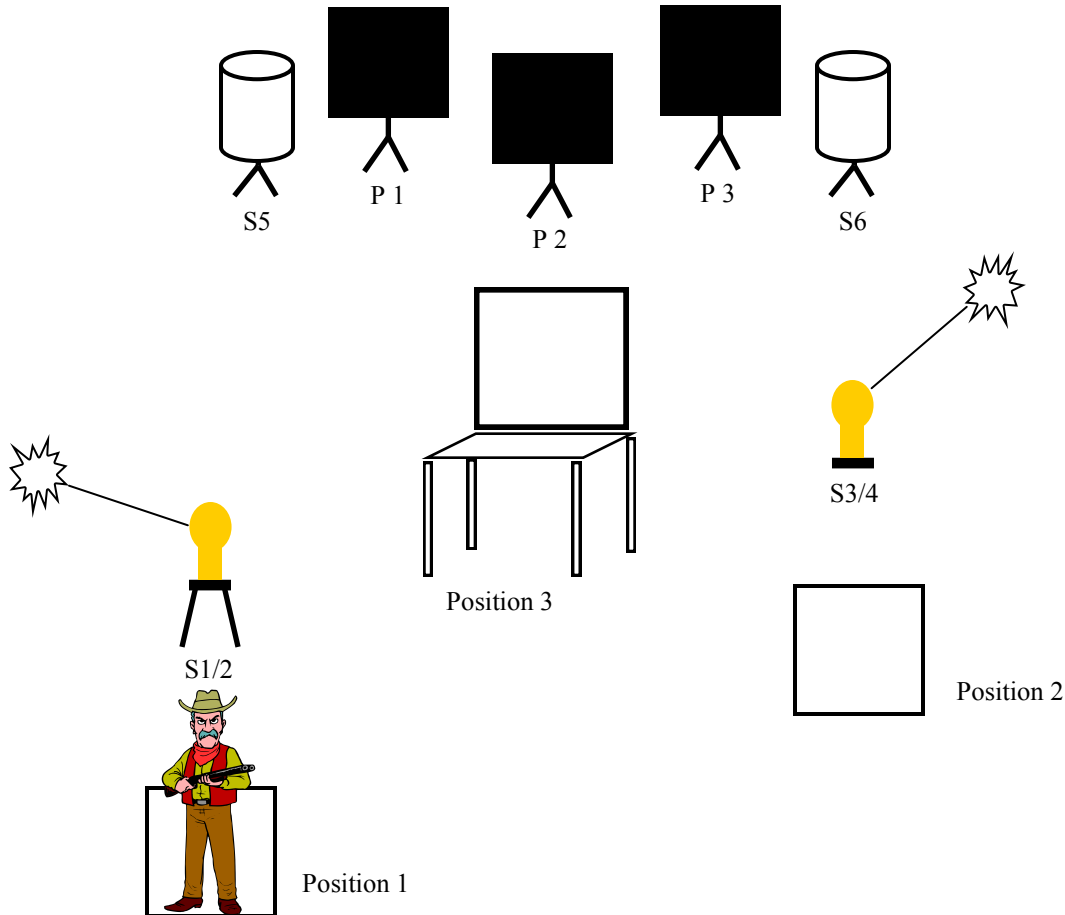
On Signal With the rifle engage R1 thru R3 thru the window with at least 3 rounds each with **no double taps**. Make the rifle safe.

With the shotgun move to position 2 (the right doorway) and engage S1 thru S4 thru the doorway in any order. You may load your shotgun on the move as long as the action remains open. Make the shotgun safe on the table.

Move to position 3 (the left doorway) and with the pistols engage P1 thru P3 thru the doorway with at least 3 rounds each with **no double taps**.

Only gunfighter-style shooters may have both loaded pistols out at the same time.

Stage 7
Bay 1
February 2012



Please note: We will be shooting 6 stages but if necessary due to a large turn-out of shooters we will shoot 7 stages.

10- PISTOL 8+- SHOTGUN

Staging Pistols loaded with 5 rounds each and holstered. Shotgun in both hands with **at least 8 shells** on your person.

Start Shooter standing at position 1 with both feet in the square with the shotgun in both hands.

Gun sequence Shotgun, pistols.

On Signal Engage S1 (the flipper) and S2 (the flyer). Move to position 2 and with at least one foot in the square engage S3 (the flipper) and S4 (the flyer). You may load your shotgun on the move as long as the action remains open. **Each flyer is a 5 second bonus if hit, no penalty if missed. Failure to knock down any target or engage any flyer will be counted as a miss.**

Move to position 3 and starting on either gong (S5 or S6), engage S5 and S6 thru the window with alternating rounds for 4 rounds. **Any gong not engaged will be counted as a miss.** Make the shotgun safe.

At position 3, engage P1 thru P3 thru the window with at least 3 rounds each.

Only gunfighter-style shooters may have both loaded pistols out at the same time.