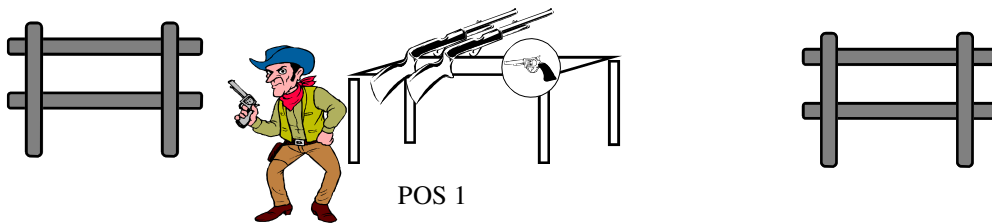
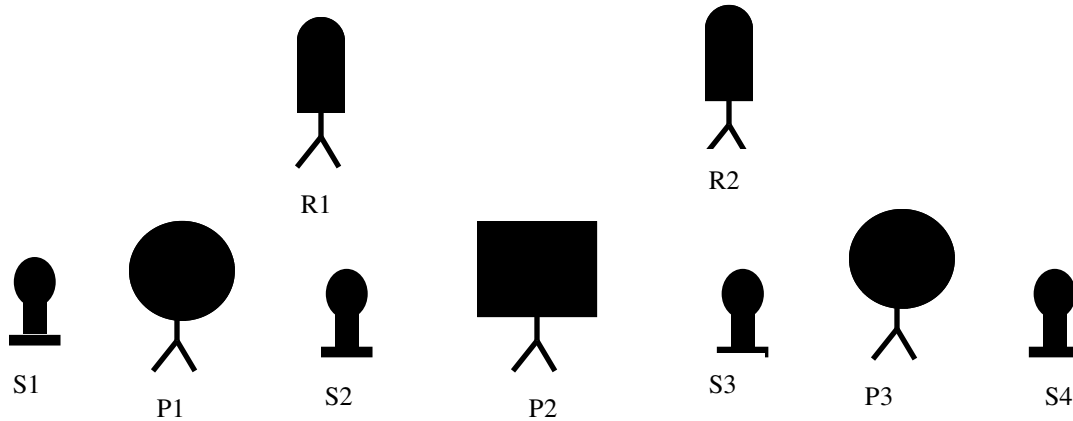


Stage 1 Bay 1
Jan 2010



LOAD

10-Pistol

8-Rifle

4+Shotgun

UNLOAD

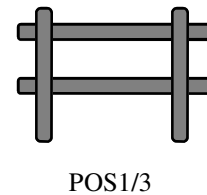
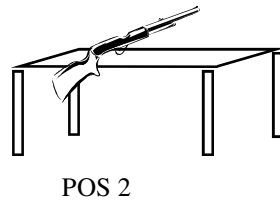

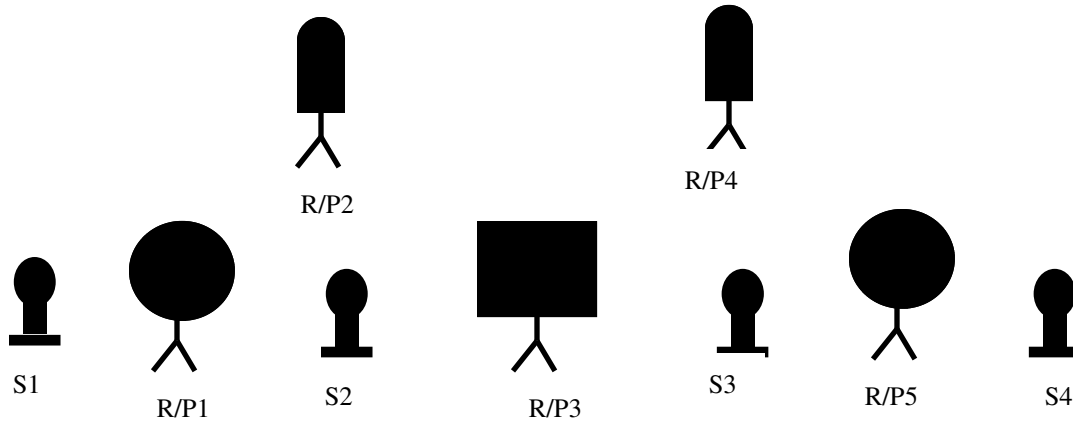
Staging Rifle loaded with 8 rounds staged on table. Shotgun staged on table with at least 4 shotgun shells on your person. Pistols loaded with 5 rounds staged on table.

Start Standing at table with hands on hat brim.

On signal: With first pistol engage pistol targets in a 2-1-2 sweep starting on either end. With second pistol repeat sequence starting on same target as with first pistol. Retrieve rifle and engage R1 and R2 in an alternating double tap. Make rifle safe on table and with shotgun, engage S1 thru S4. All guns go back to table! Note differing sequences with rifle and pistol.

Watch the 170 when moving with your shotgun.
Only gunfighters may have both pistols drawn at once.

Stage 2 Bay 1
Jan 2010



LOAD

10-Pistol

9-Rifle

4+Shotgun

UNLOAD

Staging Rifle loaded with 9 rounds staged on the table. Shotgun at port arms with at least 4 shotgun shells on your person. Pistols loaded with 5 rounds each holstered.

Start Standing at either fence, shotgun at port arms.

On signal: Standing behind either fence with at least one foot behind fence and engage the shotgun targets in front of you. Move to position 2 and make shotgun safe on table. Pick up rifle and With rifle engage R/P1 thru R/P5 in a continuous Nevada sweep starting with R/P1. Make rifle safe on table at position 1. With pistols engage R/P1 thru R/P5 with two sweeps, in that order starting with R/P1 with both pistols, holster. Pick up shotgun and Move to position 3 , keeping muzzle downrange, with at least one foot behind fence and engage the shotgun targets in front of you there. This is a shooters choice which fence to start with first. Note differing rifle and pistol sequences.

Watch the 170 when moving with your shotgun.

Only gunfighters may have both pistols drawn at once.

Stage 3 Bay 2
Jan 2010



R1



R2



R3



S1



S2



S3



S4



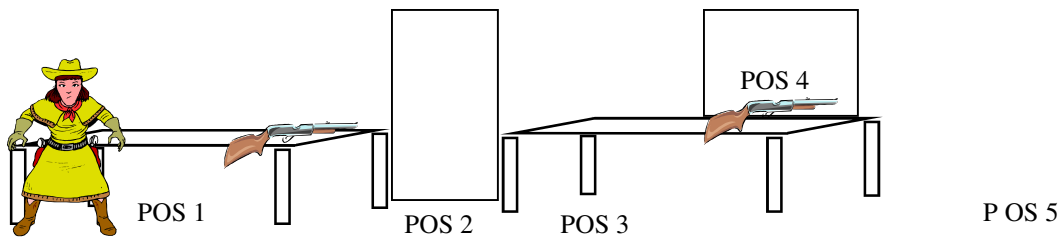
P 1



P 2



P 3



LOAD

UNLOAD

10-PISTOL 10-RIFLE 4+- SHOTGUN

Staging Two pistols loaded with 5 rounds each and holstered. Rifle loaded with 10 rounds staged on the table at position 1. Shotgun staged in the window at position 4 with at least 4 shells on your person.

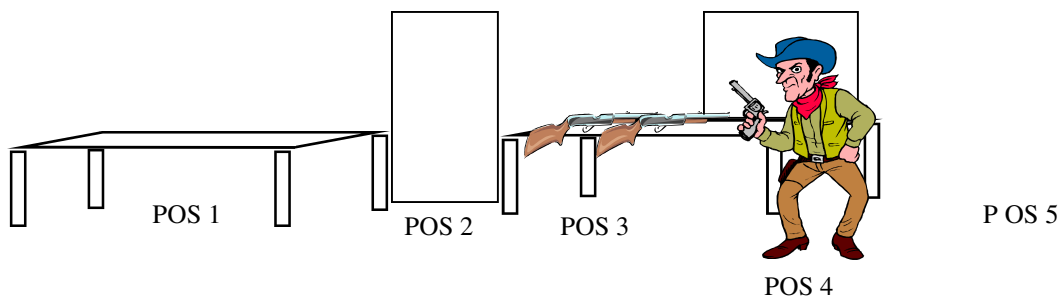
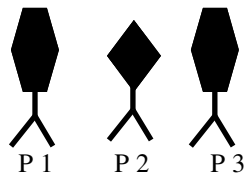
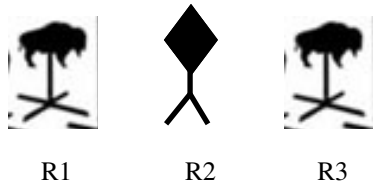
Start Standing at position 1 at least one foot behind table, with hands crossed at chest.

On Signal With rifle engage R1 thru R3 with a 2-1-2 sweep twice, starting on R1. Make rifle safe on table at position 1 or 3. Move to position 3 and with one foot behind table with first pistol engage P1 thru P3 in a 2-1-2 sweep starting on P1, holster. Move to the window, position 4, and with second pistol engage P1 thru P3 in a 2-1-2 sweep starting on P1 through window, holster. Both sweeps start on P1. With shotgun engage S1 and S2 through window in that order. Move to position 5, with at least one foot outside of table and engage S3 and S4 in that order. You may load on move as long as the action stays open while moving.

Watch the 170 when moving with the shotgun.

Only gunfighters may have both pistols out at the same time.

Stage 4 Bay 2
Jan 2010



LOAD

UNLOAD

10-PISTOL 10-RIFLE 4+- SHOTGUN

Staging Two pistols loaded with 5 rounds each and holstered. Rifle loaded with 10 rounds staged on the table at position 3. Shotgun staged on the Table at position 3 with at least 4 shells on your person.

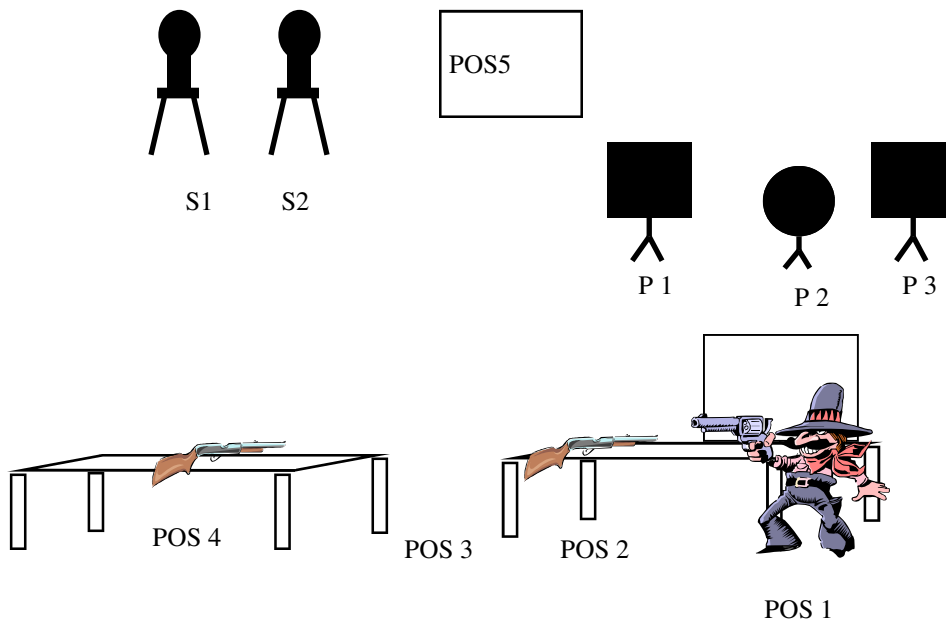
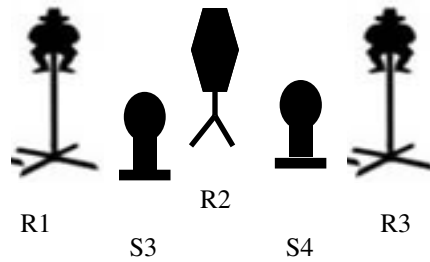
Start Standing at position 4 with both hands on window frame.

On Signal With pistols engage P1 thru P3 through the window in a double tapping continuous Nevada sweep using 2nd pistol as needed, holster. Pick up rifle and Move to the doorway, position 2, and with rifle engage R1 thru R3 through the doorway in a double tapping continuous Nevada sweep. Make rifle safe on the table at position 3, pick up shotgun and move to position 5, both feet outside of the table, and with shotgun engage S1 thru S4 in any order. You may load your shotgun on the move as long as the action remains open while moving. Note the rifle and pistol targets start on either end, shooters choice.

Watch the 170 when moving with your shotgun.

Only gunfighters may have both pistols out at the same time.

Stage 5 Bay 3
Jan 2010



LOAD

UNLOAD

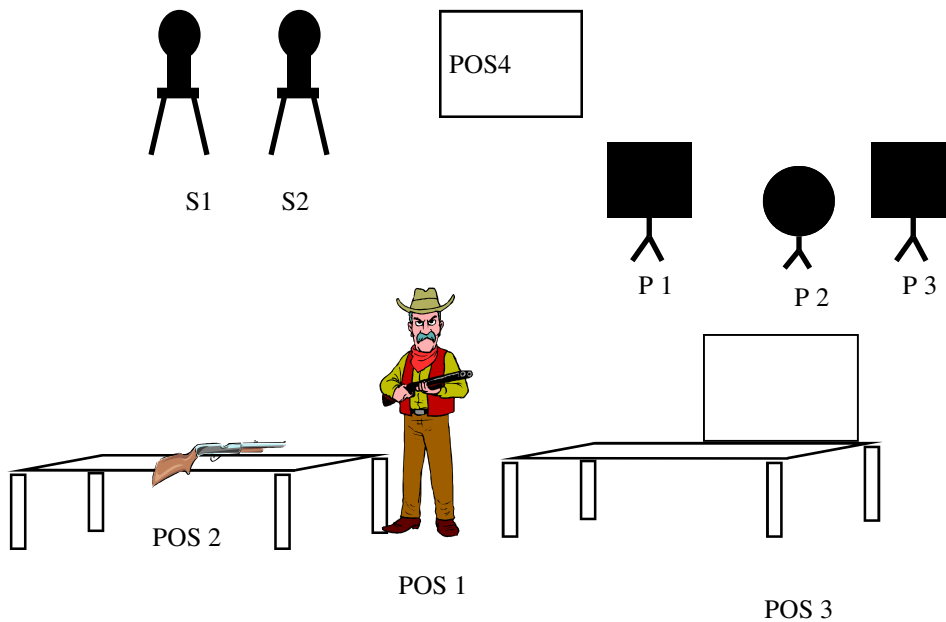
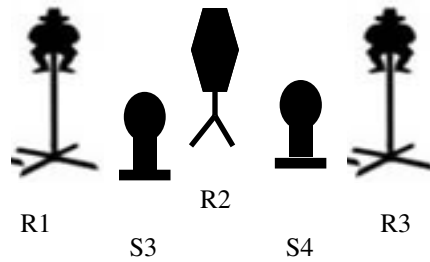
10-PISTOL 10-RIFLE 4+- SHOTGUN

Staging Two pistols loaded with 5 rounds each and holstered. Rifle loaded with 10 rounds staged on the table at position 2. Shotgun staged on the Table at position 4 with at least 4 shells on your person.

Start Standing at position 1 with both hands on gun belt.

On Signal With first pistol engage P1 thru P3 through the window in a 1-3-1 sequence, starting on either P1 or P3, holster. Move to position 2 and repeat sequence with 2nd pistol, holster. Pick up rifle and Move to position3, between the tables , and with rifle engage R1 thru R3 in a 1-3-1 sweep twice starting on R1. Make rifle safe on the table at position 2 or 4 angled into the berm. Move to position 4, one foot behind table, pick up shotgun and with shotgun engage S1 thru S2 in any order. Move to position 5, with at least one foot in square engage S3 and S4 in any order. You may load your shotgun on the move as long as the action remains open while moving. Note the rifle and pistol targets start on either end, shooters choice. Watch the 170 when moving with your shotgun. Only gunfighters may have both pistols out at the same time.

Stage 6 Bay 3
Jan 2010



LOAD

UNLOAD

10-PISTOL 10-RIFLE 4+- SHOTGUN

Staging Two pistols loaded with 5 rounds each and holstered. Rifle loaded with 10 rounds at port arms. Shotgun staged on the Table at position 2 with at least 4 shells on your person.

Start Standing at position 1, both feet between tables, with rifle at port arms.

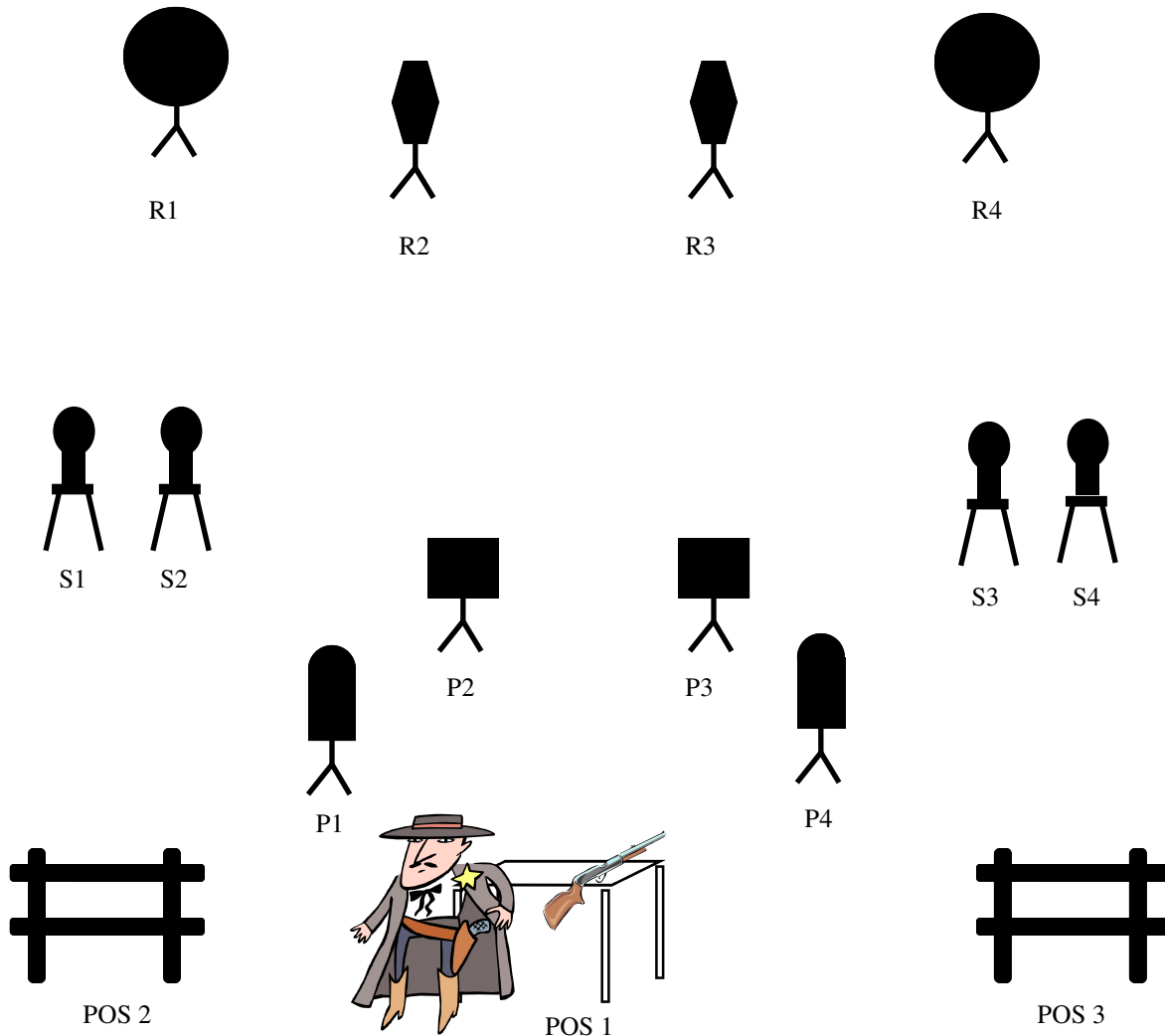
On Signal With rifle engage R1 thru R3 with a continuous Nevada sweep starting on the middle target R2 going in either direction. Move to position 2, with both feet behind table, make rifle safe at angle to berm. Pick up shotgun and engage S1 and S2 in that order. Make shotgun safe on either table. Move to position 3 (the window) and With pistols engage P1 thru P3 in same sequence as the rifle through the window using 2nd pistol as needed, holster. Pick up shotgun and move to position 4, one foot in square and engage S3 and S4 in that order. You may load on the move if action stays open while traveling.

Watch the 170 when moving with your shotgun.

Only gunfighters may have both pistols out at the same time.

Stage 7 Bay 4

Jan 2010



LOAD

10-PISTOL 10-RIFLE 4+- SHOTGUN

UNLOAD

Staging Rifle loaded with 10 rounds at the ready, open and empty shotgun staged on table at position 1, Pistols loaded with 5 rounds each holstered.

Start Shooter standing at position 1, both feet behind table, with rifle at the ready.

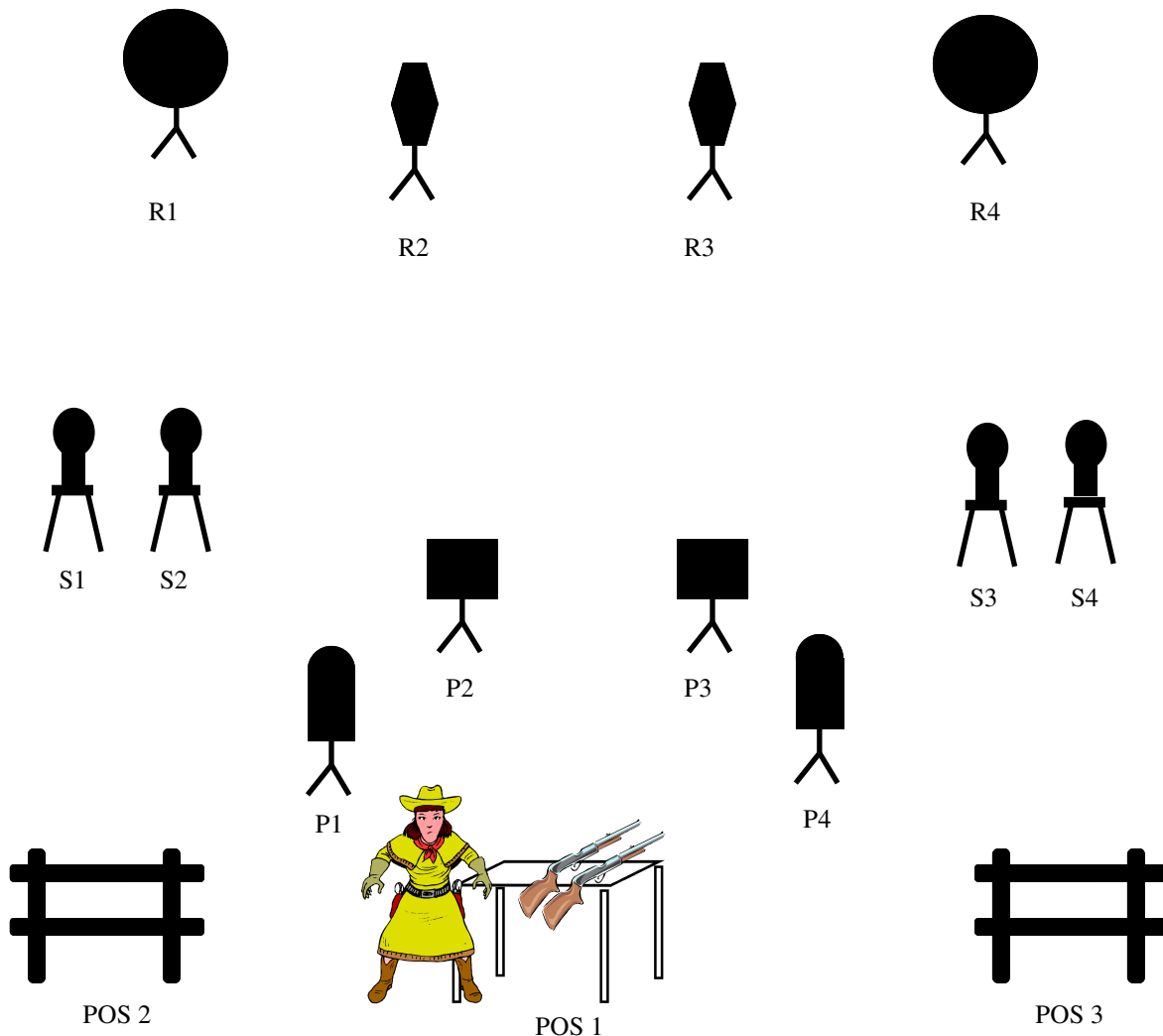
On Signal With rifle engage R1 thru R4 in a continuous Nevada sweep starting on R1. Make the rifle safe on table at position 1. Pick up shotgun and move to position 2, both feet behind fence, and engage S1 and S2 in any order. Move to position 3, with both feet behind fence and engage S3 and S4 in any order. Note, you may load on the move if action stays open. Move to position 1, with both feet behind table, and make shotgun safe on table. With pistols engage P1 thru P4 in an continuous Nevada sweep starting on P1 using 2nd pistol as needed, holster.

Watch the 170 when moving with your shotgun.

Only gunfighters may have both pistols out at the same time.

Stage 8 Bay 4

Jan 2010



LOAD

10-PISTOL 8-RIFLE 4+- SHOTGUN

UNLOAD

Staging Rifle loaded with 8 rounds staged on table at position 1, open and empty shotgun staged at position 1, Pistols loaded with 5 rounds each holstered.

Start Shooter standing at position 1, hands flat on table.

On Signal Pick up rifle and engage R1 thru R4 in a double tapping sweep starting on either end. Make the rifle safe on table at position 1. With pistols engage P1 and P4 in an alternating double tapping sweep using the outside targets only, holster. Pick up shotgun and move to position 2, both feet behind fence, and engage S1 and S2 in any order. Move to position 3, with both feet behind fence and engage S3 and S4 in any order. Note differing sequences with the rifle and pistol.

Note, you may load on the move if action stays open.

Watch the 170 when moving with your shotgun.

Only gunfighters may have both pistols out at the same time.