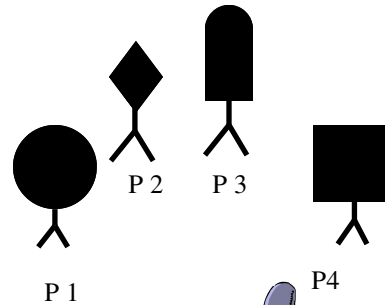

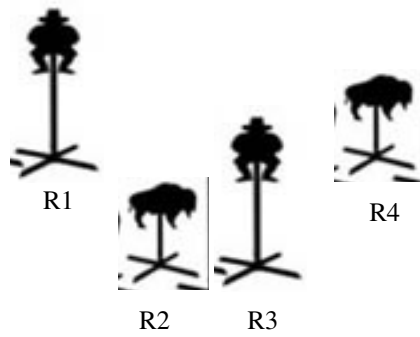



Stage 6
Bay 3
April 2010



POS 3



POS 2



POS 1

LOAD

UNLOAD

10-PISTOL 10-RIFLE 4+- SHOTGUN

Staging Two pistols loaded with 5 rounds each and holstered. Rifle loaded with 10 rounds staged on table at position 3 . Shotgun staged on the table at position 2 with at least 4 shells on your person.

Start Standing at position 1, at center of the fence , hands on hat brim.

On Signal With pistols engage P1 thru P4 in a badger sweep starting on P1,1,2,3,4,1,2,3,1,2,1 using 2nd pistol as needed, holster. Move to position 2, with at least one foot behind table, engage S3 and S4 in any order. Move to position 3, with at least one foot behind table and make shotgun safe. Pick up rifle and With rifle engage R1 thru R4 in same sequence as pistols starting on P1, 1,2,3,4,1,2,3,1,2,1. make rifle safe on the table at position 3 and with shotgun engage S1 and S2 in any order. Watch your shotgun barrel when moving.

Only gunfighters may have both pistols out at the same time.