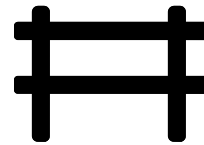


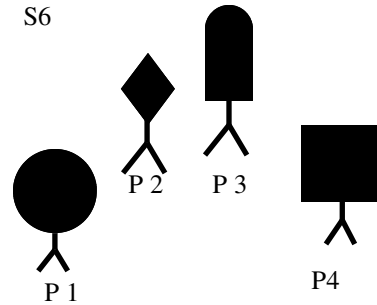

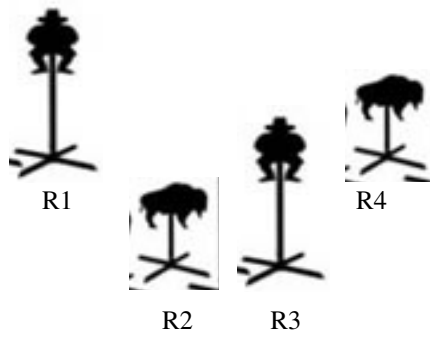


**Stage 5**  
**Bay 3**  
**April 2010**



POS 1

POS 2

POS 3

LOAD

UNLOAD

**10-PISTOL 10-RIFLE 6+- SHOTGUN**

**Staging** Two pistols loaded with 5 rounds each and holstered. Rifle loaded with 10 rounds in both hands. Shotgun staged on the table at position 1 with at least 6 shells on your person.

**Start** Standing at position 1, at center of the table, with rifle in both hands.

**On Signal** With rifle engage R1 thru R4 starting on R1 with a Lawrence Welk Sweep, 1,2,2,3,3,3,4,4,4,4. Make rifle safe on table at position 1. Staying at position 1 Pick up shotgun and With shotgun engage S1 and S2 in that order. Taking shotgun with you Move to position 2, center of table, and engage S3 thru S6 in that order. Make shotgun safe on table at position 2. You may load on move as long as the action stays open while moving. Move to position 3, center of fence, and with pistols engage P1 thru P4 in the same sequence as the rifle starting on P1, 1,2,2,3,3,3,4,4,4,4, using 2nd pistol as needed.

Only gunfighters may have both pistols out at the same time.