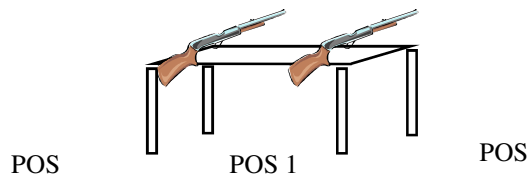
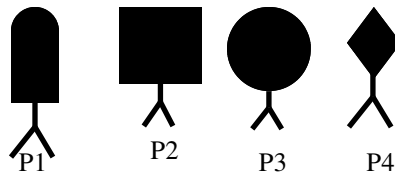
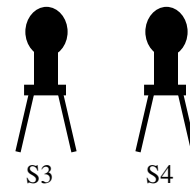
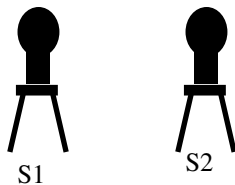
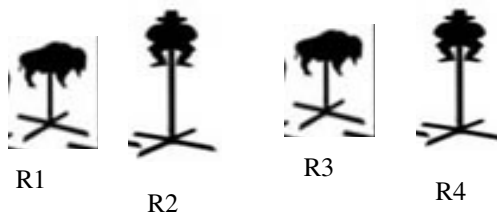


Stage 3
Bay 2
April 2010



LOAD

UNLOAD

10-PISTOL 10-RIFLE 4+- SHOTGUN

Staging Rifle loaded with 10 rounds staged on one end of table at position 1, open and empty shotgun staged on other end of table at position 1, Pistols loaded with 5 rounds each holstered.

Start Standing at center of table, with arms crossed.

On Signal Pick up shotgun and move past either end of table and engage the two shotgun targets in front of you in any order. Restage open and empty shotgun on table or keep safe in hand. From that end of the table, engage with your first pistol at least one round on each pistol target. Holster. Retrieve your shotgun and move to the other end of the table and restage it on the table. Pick up your rifle and engage R1 thru R4 at least one shot on each target. Make rifle safe on table. Repeat with your second pistol, at least one shot on each pistol target. Holster. Pick up your shotgun and engage the remaining shotgun targets in any order. Shooter's choice which side of table is first. **No shots are fired from directly behind table, at least one foot off to the side.**

Watch the 170 with your shotgun. If right handed left to right is best, and vice versa. Gunfighters are double duelist for this stage.