
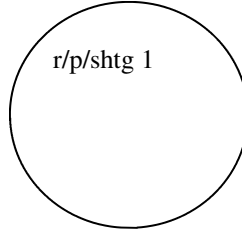


Stage 1-8



Position 1

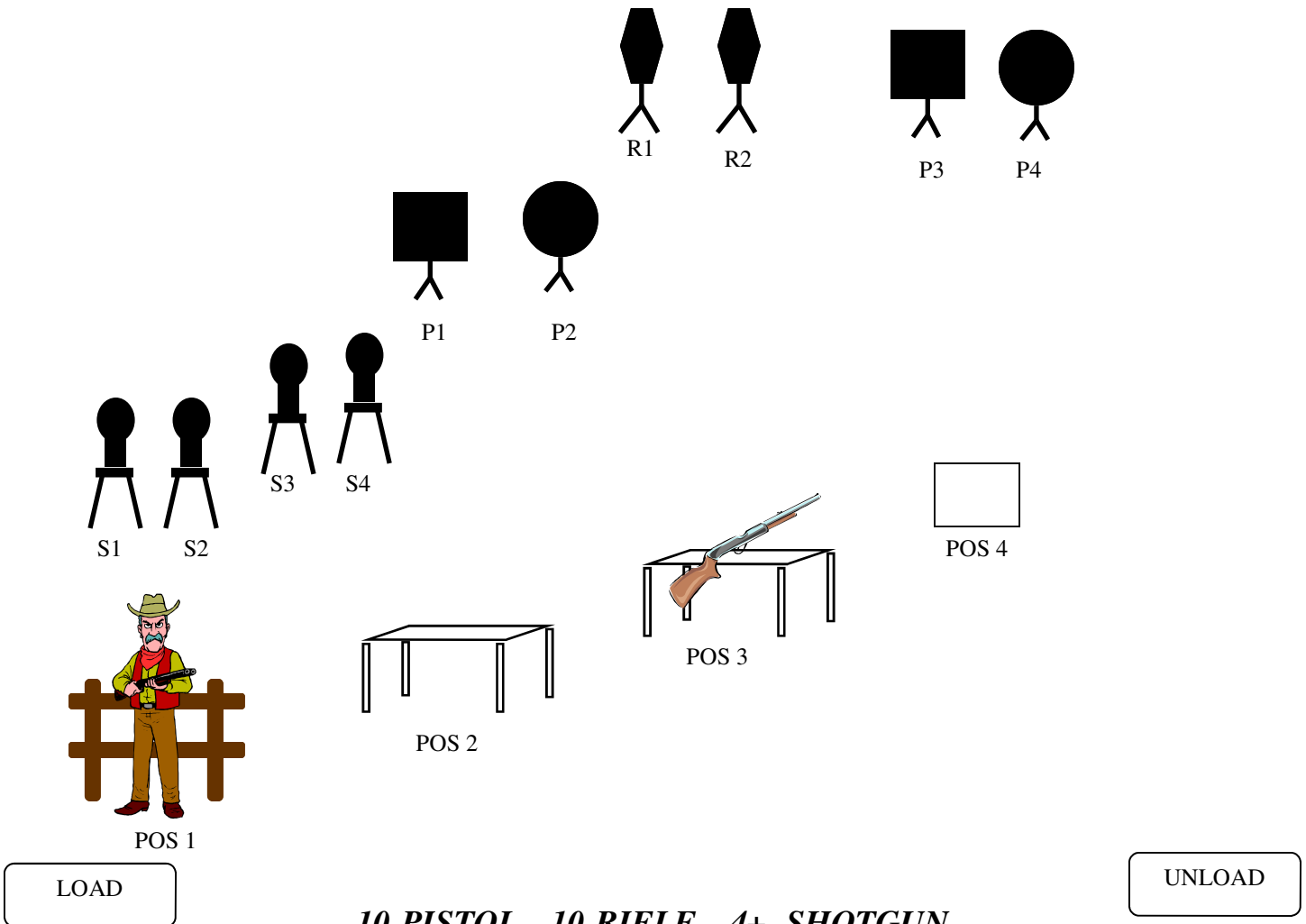
10 Rifle 10 Pistol 4+ Shotgun

Staging Rifle staged on table, Shotgun staged on table, Pistols in holsters

Start Standing behind table at position 1

On Signal Engage the target with all ammo, shotgun last.

Stage 1
Bay 1
April 2010



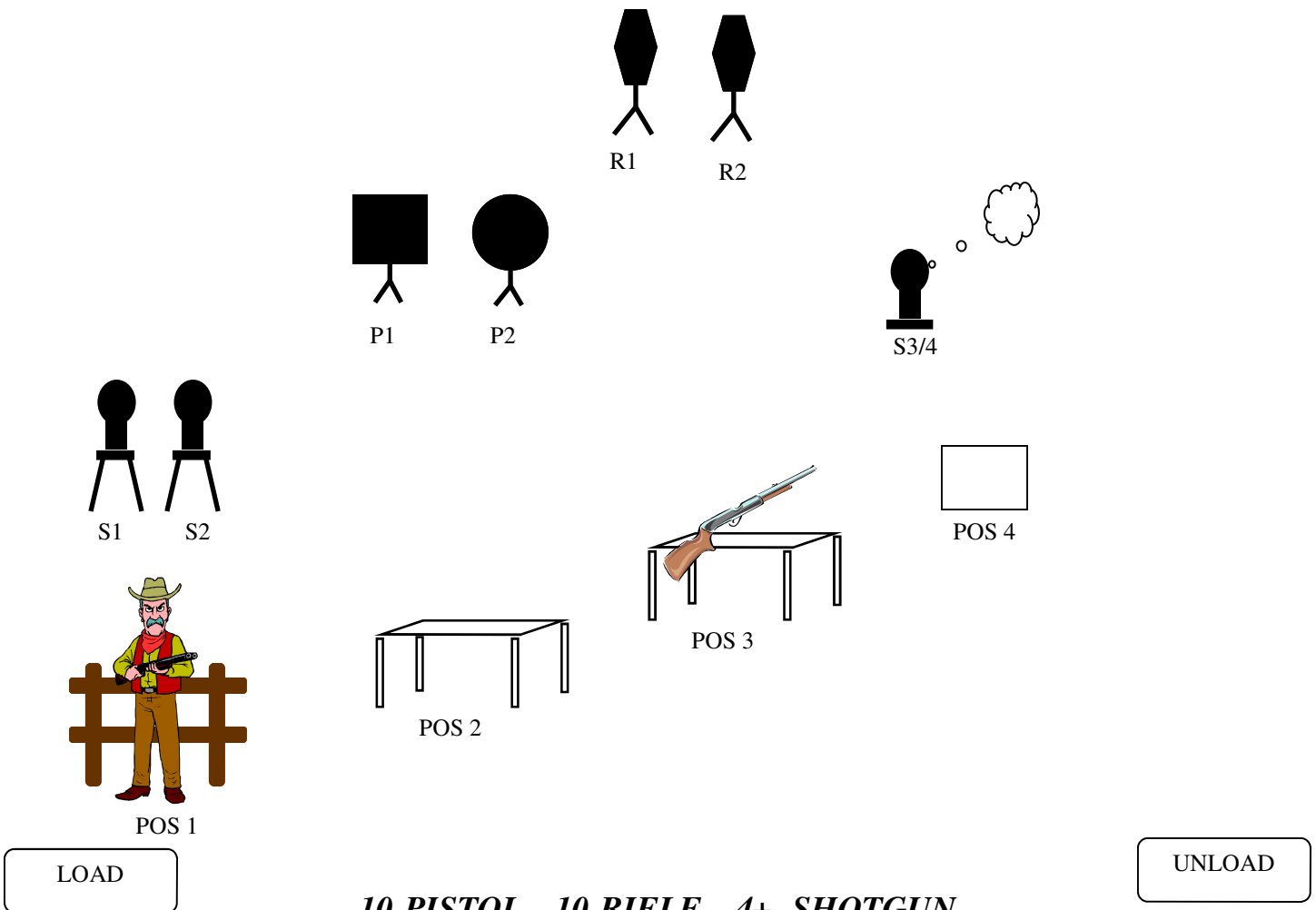
10-PISTOL 10-RIFLE 4+- SHOTGUN

Staging Two pistols loaded with 5 rounds each and holstered. Rifle loaded with 10 rounds staged on the table at position 3. Shotgun in both hands behind fence at position 1 with at least 4 shells on your person.

Start Standing at position 1 at center of fence, with shotgun in both hands at port arms.

On Signal With shotgun engage S1 thru S4 left to right. Move to position 2(center of table) and make shotgun safe at angle to left berm. With one pistol engage the two pistol targets(P1 & P2) alternating from left to right until empty. Holster. Move to position 3(center of table) and with rifle engage R1 & R2 starting on the left, alternate left to right till empty. Make rifle safe on table at angle to left berm. Move to position 4 (square)(at least one foot in square) and with second pistol engage P3 & P4 alternating left to right till empty.
 Only gunfighters may have both pistols out at the same time. They can move to place pistols on table then pick up and move to square. Or they can shoot double duelist.

Stage 2
Bay 1
April 2010



10-PISTOL 10-RIFLE 4+- SHOTGUN

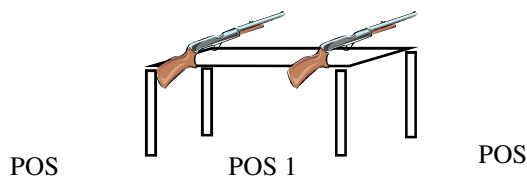
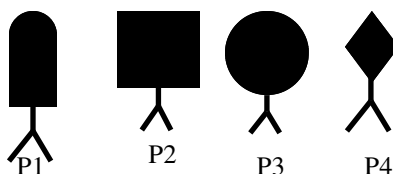
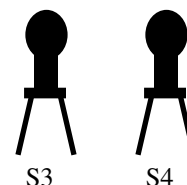
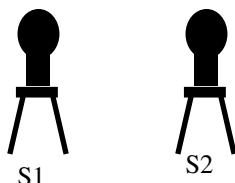
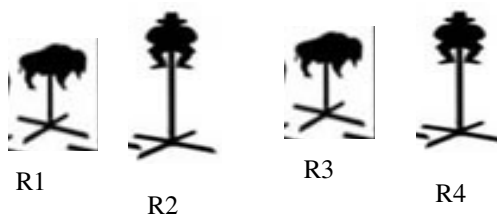
Staging Two pistols loaded with 5 rounds each and holstered. Rifle loaded with 10 rounds staged on the table at position 3. Shotgun in both hands behind fence at position 1 with at least 4 shells on your person.

Start Standing at position 1 at center of fence, with shotgun in both hands.

On Signal With shotgun engage S1 & S2 any order. Move to position 2(center of table) and make shotgun safe. With pistols engage the two pistol targets(P1 & P2) alternating double taps starting on either side. Holster. Pick up and move shotgun with you to position 3(center of table), make safe and with rifle engage R1 & R2 starting on either side, alternate double taps. Make rifle safe on table at angle to left berm. Pick up shotgun and move to position 4(square)(at least one foot in square) and with shotgun engage flipper(S3 &S4). 5 second bonus if flyer is hit, no penalty if missed.

Only gunfighters may have both pistols out at the same time. Watch the 170 when moving with the shotgun.

Stage 3
Bay 2
April 2010



LOAD

UNLOAD

10-PISTOL 10-RIFLE 4+- SHOTGUN

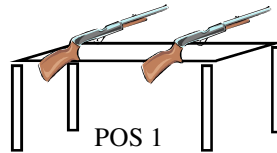
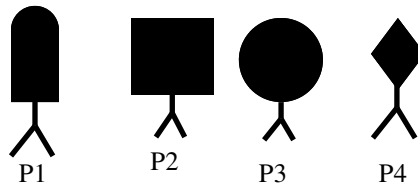
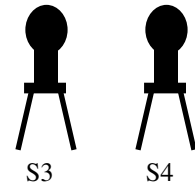
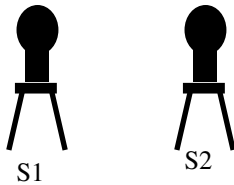
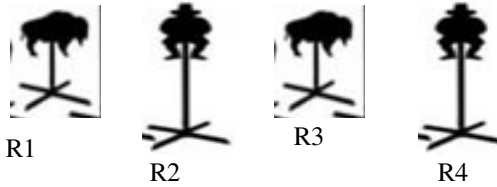
Staging Rifle loaded with 10 rounds staged on one end of table at position 1, open and empty shotgun staged on other end of table at position 1, Pistols loaded with 5 rounds each holstered.

Start Standing at center of table, with arms crossed.

On Signal Pick up shotgun and move past either end of table and engage the two shotgun targets in front of you in any order. Restage open and empty shotgun on table or keep safe in hand. From that end of the table, engage with your first pistol at least one round on each pistol target. Holster. Retrieve your shotgun and move to the other end of the table and restage it on the table. Pick up your rifle and engage R1 thru R4 at least one shot on each target. Make rifle safe on table. Repeat with your second pistol, at least one shot on each pistol target. Holster. Pick up your shotgun and engage the remaining shotgun targets in any order. Shooters choice which side of table is first. **No shots are fired from directly behind table, at least one foot off to the side.**

Watch the 170 with your shotgun. If right handed left to right is best, and vice versa. Gunfighters are double duelist for this stage.

Stage 4
Bay 2
April 2010



LOAD

UNLOAD

10-PISTOL 8-RIFLE 4+- SHOTGUN

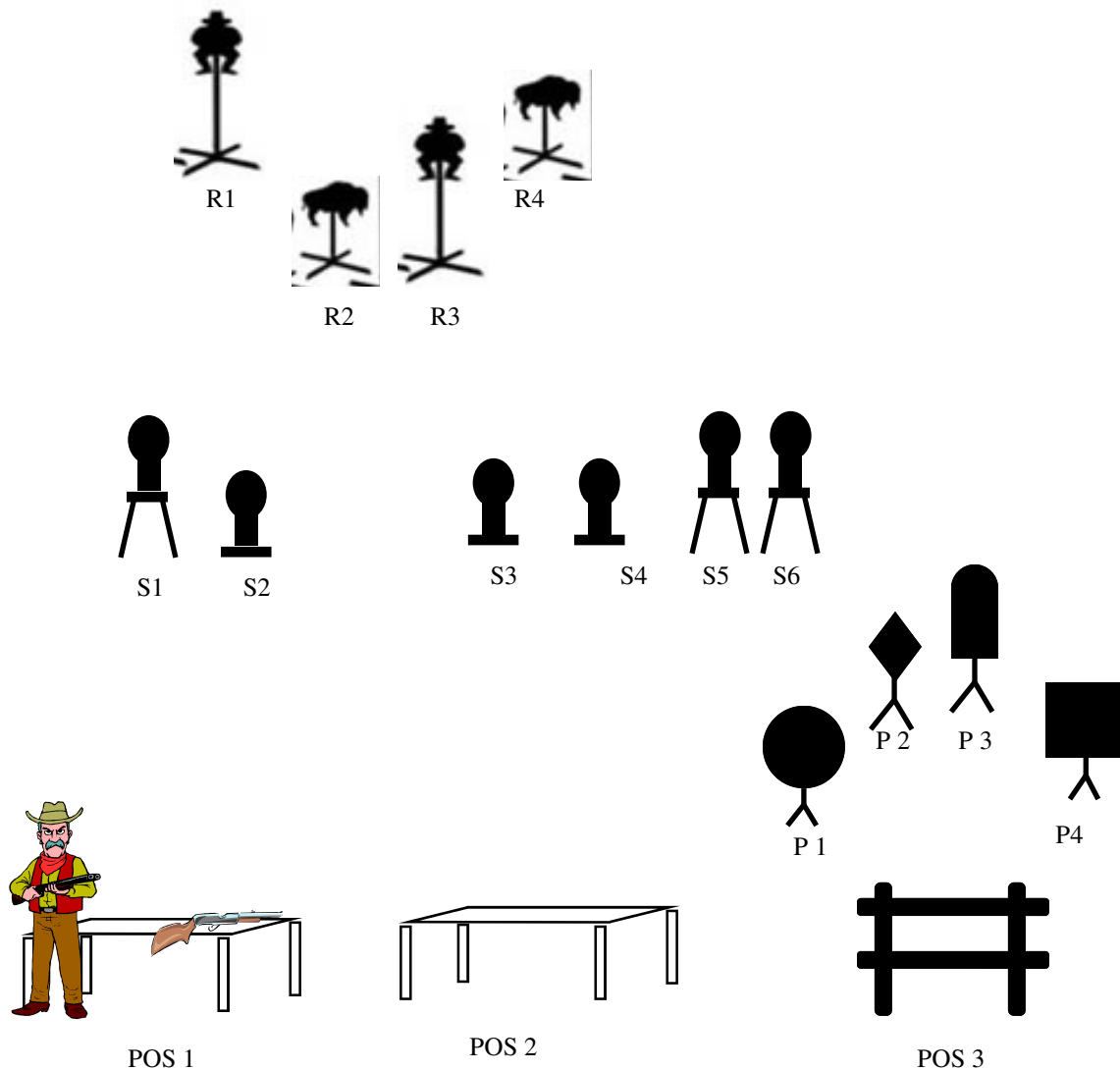
Staging Rifle loaded with 8 rounds staged on table at position 1, open and empty shotgun staged on table at position 1, Pistols loaded with 5 rounds each holstered.

Start Standing at center of table, with hands at your sides.

On Signal This is a shooters choice stage. Rifle sequence is a double tapping sweep. Pistol sequence is at least two rounds on each target. Shotgun targets in any order. **Rifle cannot be last.**

Only Gunfighters may have both pistols out at one time.

Stage 5
Bay 3
April 2010



LOAD

UNLOAD

10-PISTOL 10-RIFLE 6+- SHOTGUN

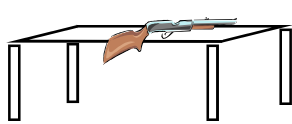
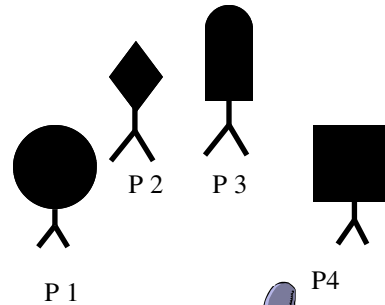

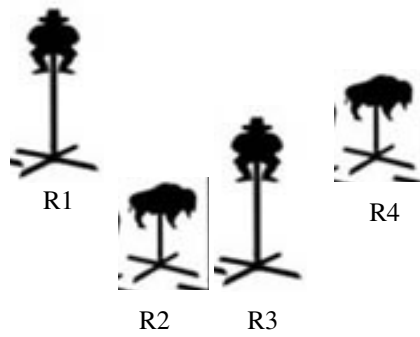
Staging Two pistols loaded with 5 rounds each and holstered. Rifle loaded with 10 rounds in both hands. Shotgun staged on the table at position 1 with at least 6 shells on your person.

Start Standing at position 1, at center of the table, with rifle in both hands.

On Signal With rifle engage R1 thru R4 starting on R1 with a Lawrence Welk Sweep, 1,2,2,3,3,3,4,4,4,4. Make rifle safe on table at position 1. Staying at position 1 Pick up shotgun and With shotgun engage S1 and S2 in that order. Taking shotgun with you Move to position 2, center of table, and engage S3 thru S6 in that order. Make shotgun safe on table at position 2. You may load on move as long as the action stays open while moving. Move to position 3, center of fence, and with pistols engage P1 thru P4 in the same sequence as the rifle starting on P1, 1,2,2,3,3,3,4,4,4,4, using 2nd pistol as needed.

Only gunfighters may have both pistols out at the same time.


Stage 6
Bay 3
April 2010



POS 3



POS 2



POS 1

LOAD

UNLOAD

10-PISTOL 10-RIFLE 4+- SHOTGUN

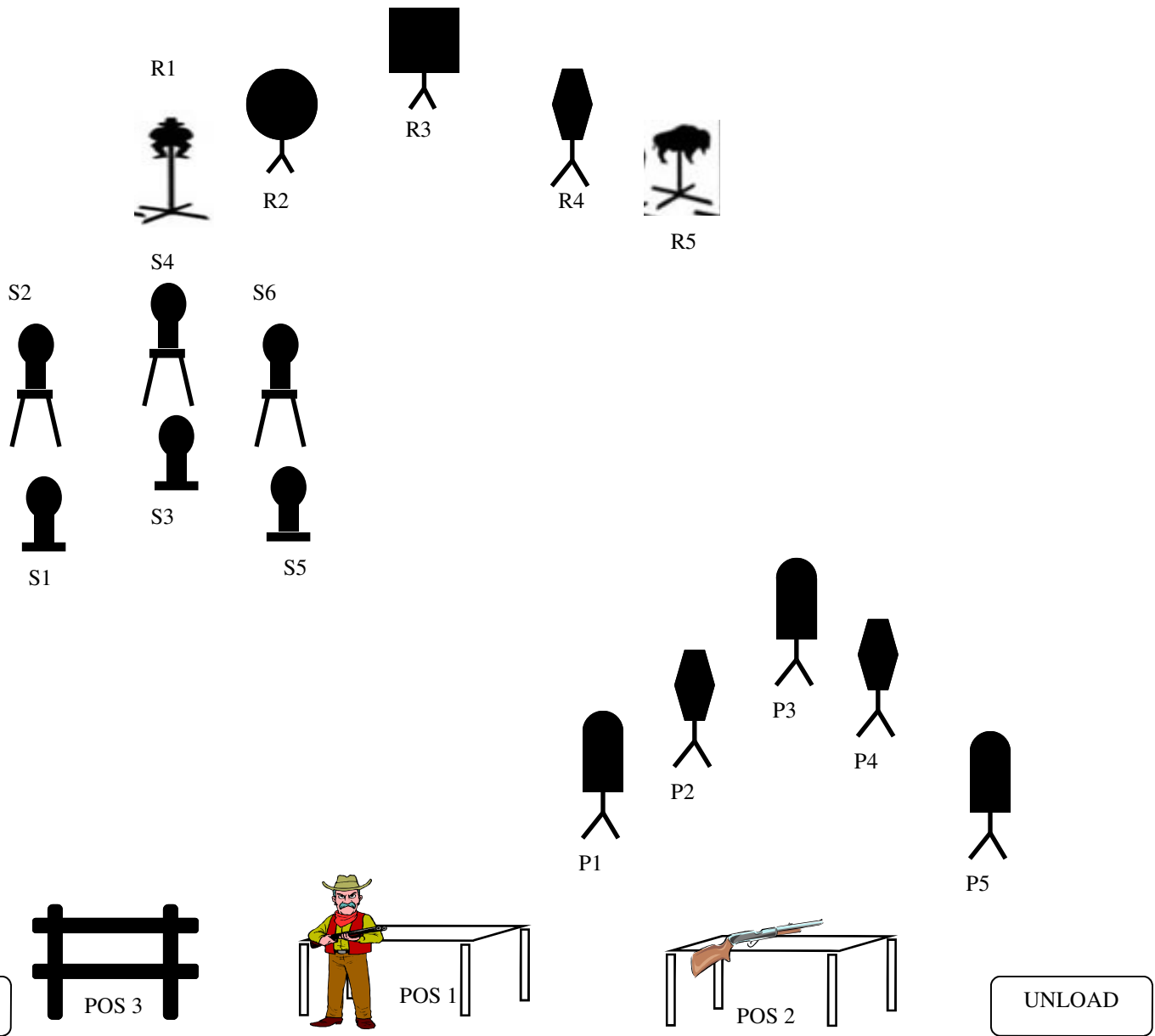
Staging Two pistols loaded with 5 rounds each and holstered. Rifle loaded with 10 rounds staged on table at position 3. Shotgun staged on the table at position 2 with at least 4 shells on your person.

Start Standing at position 1, at center of the fence, hands on hat brim.

On Signal With pistols engage P1 thru P4 in a badger sweep starting on P1, 1,2,3,4,1,2,3,1,2,1 using 2nd pistol as needed, holster. Move to position 2, with at least one foot behind table, engage S3 and S4 in any order. Move to position 3, with at least one foot behind table and make shotgun safe. Pick up rifle and With rifle engage R1 thru R4 in same sequence as pistols starting on P1, 1,2,3,4,1,2,3,1,2,1. make rifle safe on the table at position 3 and with shotgun engage S1 and S2 in any order. Watch your shotgun barrel when moving.

Only gunfighters may have both pistols out at the same time.

Stage 7
Bay 4
April 2010



10 Pistol 10 Rifle 6+ Shotgun

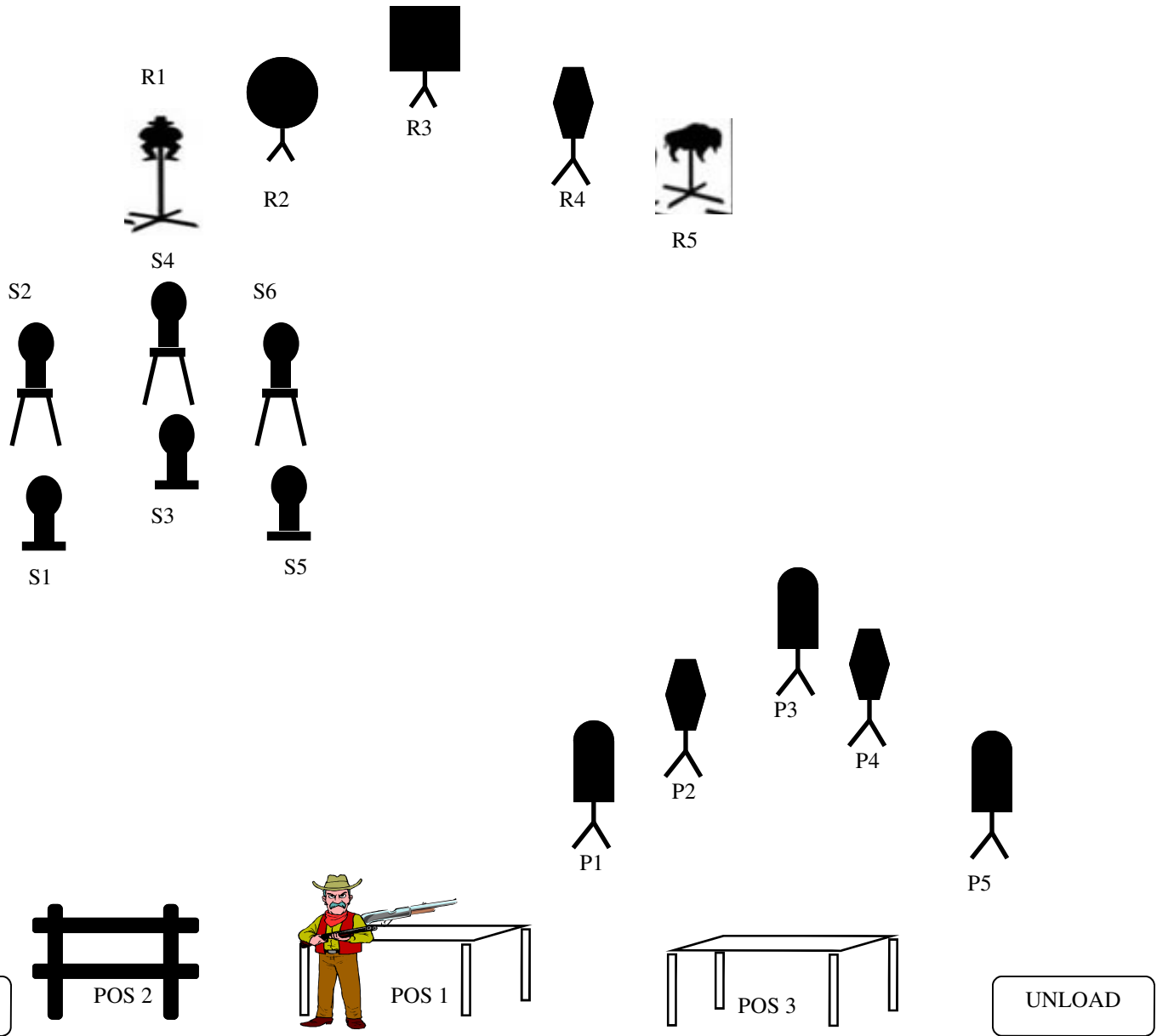
Staging Rifle loaded with 10 rounds at port arms. Shotgun staged on table at position 2, Pistols loaded with 5 rounds each holstered.

Start Shooter standing at position 1, both feet behind table, Rifle at port arms.

On Signal With rifle engage R1 thru R5 with 2 rounds each, Make rifle safe on table at position 1 or 2. Move to position 2, both feet behind table, and with pistols engage P1 thru P5 with 2 rounds each using 2nd pistol as needed, holster. Pick up shotgun and move to position 3, with both feet behind fence and engage S1 thru S6 in any order.

Only gunfighters may have both pistols out at the same time. Watch shotgun barrel 170 as you move to position 3. You may load on move if action stays open.

Stage 8
Bay 4
April 2010



10 Pistol 9 Rifle 6+ Shotgun

Staging Rifle loaded with 9 rounds staged on table at position 1. Shotgun in both hands at position 1. Pistols loaded with 5 rounds each holstered.

Start Shooter standing at position 1, center of the table shotgun in both hands.

On Signal Move to position 2, with at least one foot behind fence upright and With shotgun engage S1 thru S6 in that order. Make shotgun safe at position 1 or 2. Move to position 1, at least 1 foot behind table. With rifle engage R1 thru R5 in a Nevada sweep, 1,2,3,4,5,4,3,2,1, make rifle safe on table at position 1 or 3. Move to position 3, with at least 1 foot behind table and with pistols engage P1 thru P5 once each and with 2nd pistol engage P3, center target 5 times.
 Only gunfighters may have both pistols out at the same time. Watch shotgun barrel 170 as you move to position 2. Note different rifle and pistol and shotgun sequences.