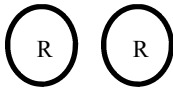


STAGE 6

May 2009

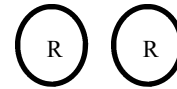
Bay 3.



Rifle targets




Rifle targets



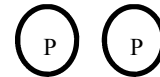
Rifle targets




Shotgun targets



Pistol targets



Shotgun targets



Position 1

LOAD

10-Pistol 9-Rifle 0 Shotgun

UNLOAD

START: Standing at center of table rifle loaded with nine rounds held at port arms, two pistols loaded with 5 rounds each and holstered.

ON SIGNAL: Engage center three rifle targets in a Nevada sweep. Make the rifle safe. With pistols, engage the left side pistol targets and then the center targets first, then the right side targets and then the center targets again.

Gunfighters: only ones allowed to have both loaded pistols out at the same time!