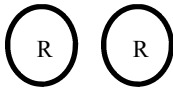


STAGE 5

May 2009

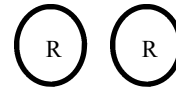
Bay 3.



Rifle targets




Rifle targets




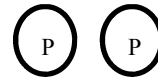
Rifle targets




Shotgun targets



Pistol targets



Shotgun targets



Position 1

LOAD

10-Pistol 10-Rifle 4 Shotgun

UNLOAD

START: Standing at center of fence with arms crossed, two pistols loaded with 5 rounds each and holstered. Open and empty shotgun and rifle, loaded with 10 rounds, at table. Shotgun and rifle must be at opposite ends of table.

When ready say "I'm not hugging any body!"

ON SIGNAL: Retrieve shotgun. Move past end of table and engage the two shotgun targets in front of you. Restage open and empty shotgun, (or make safe in one hand for you duelists). From that end of the table engage, with your first pistol the two pistol targets in front of you and then the three center ones. Retrieve shotgun and move to other end of the table and re-stage it next to your rifle. With rifle, and not behind table, engage the two rifle targets in front of you and then the three in the center. Then engage the other two outside targets and then the three in the middle. Restage rifle and with second pistol engage the two pistol targets in front of you and then the three in the center. Finish by engaging the last two shotgun targets.

No shots are fired from directly behind the table, at least one foot is off to the sides!

Gunfighters are double duelists, sorry!