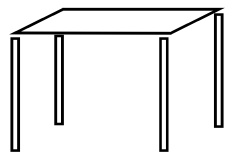
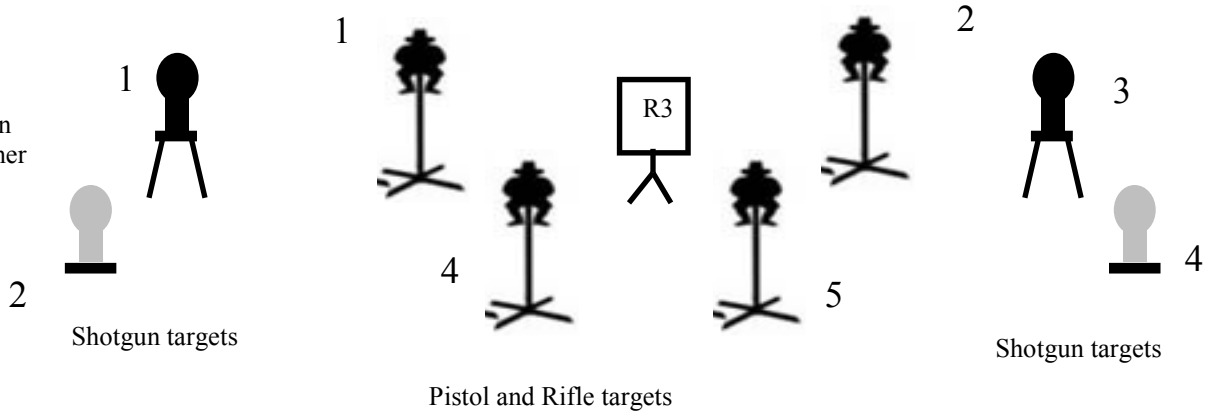


STAGE 1

May 2009

Bay 1.

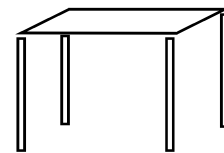
Targets to be in back right corner of bay



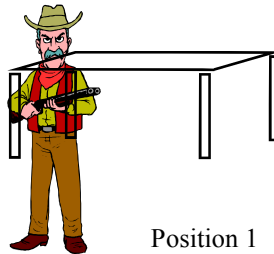
Position 2



Position 4



Position 3



Position 1

LOAD

10-Pistol 10-Rifle 4+ Shotgun

UNLOAD

START: Standing at table with both hands on table. Two pistols loaded with 5 rounds each and holstered. Rifle loaded with 10 rounds and open and empty shotgun on table.

ON SIGNAL: Retrieve rifle, engage rifle/pistol targets twice each, no double taps. Retrieve shotgun. Moving with both shotgun and rifle to either position 2 or 3, make rifle safe, and engage shotgun targets 1 and 2, or 3 and 4. Move to the other shotgun position and engage shotgun targets 3 and 4, or 1 and 2. Make shotgun safe and move to position 4. With pistols engage targets twice each, no double taps.

Only Gunfighters may have both loaded pistols out at the same time!

Basketball rule applies!