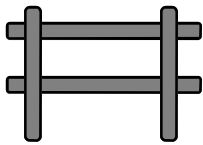
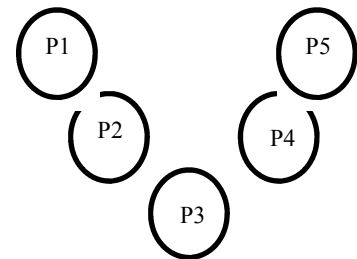


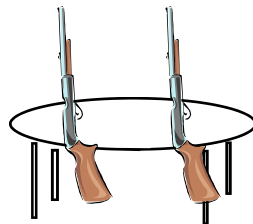
# STAGE 1

Bay 2

Mar 2009



Position 1



Position 2



Position 3

LOAD

UNLOAD

**10-Pistol**

**9-Rifle**

**6+Shotgun**

**START:** Standing at position 3, “fingertips” on fence with 2 pistols loaded with 5 rounds each, holstered. Shotgun open and empty at position 2, rifle loaded 9 rounds staged at position 2.

**ON SIGNAL:** With first pistol, engage pistol targets right to left, P5, P4, P3, P2 and P1. Repeat with second pistol. Move to position 2 and engage shotgun targets from right to left—twice, S3, S2, S1, S3, S2, S1. Stage open & empty shotgun on table and, with rifle, proceed to position 1. With rifle engage Rifle targets in a right-to-left sweep-three times (R3, R2, R1, R3, R2, R1, R3, R2, R1).

Only gunfighters may have both pistols out at the same time.