

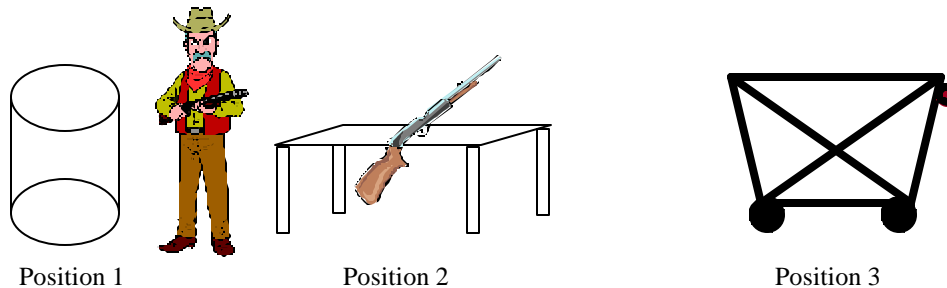
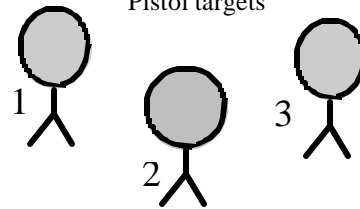


Rifle targets



Shotgun targets

Pistol targets



Position 1

Position 2

Position 3

LOAD

10-Pistol 9-Rifle 4+ Shotgun

UNLOAD

START: Standing at pos. 1 or 3! Two pistols loaded with 5 rounds each and holstered. Rifle according to start side, shotgun on table. At least 4 shotgun rounds on your person.

Left Start: Shotgun on table and rifle at the ready at position 1. Engage the rifle targets with a Nevada sweep that starts in the CENTER. Then, make rifle safe on table and retrieve shotgun. With shotgun, engage any two shotgun targets then make safe. From position 3 and with first pistol, engage the Pistol targets with a Nevada sweep that starts in the center. Repeat with second pistol, starting in the center again... holster. Move back to table and engage the last two shotgun targets.

Right Start: Rifle on barrel, shotgun on table at position 2. From position 3 and with first pistol at the ready, (both for gunfighters) engage the Pistol targets with a Nevada sweep that starts in the center. Repeat with second pistol, starting in the center again... holster. From position 2, with shotgun engage any two shotgun targets then make safe on table. From position 1, engage the rifle targets with a Nevada sweep that starts in the CENTER. Then, make rifle safe (back to table) and engage the last two shotgun targets from position 2.

Only Gunfighters may have both loaded pistols out at the same time!