
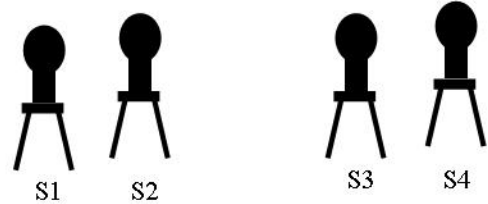
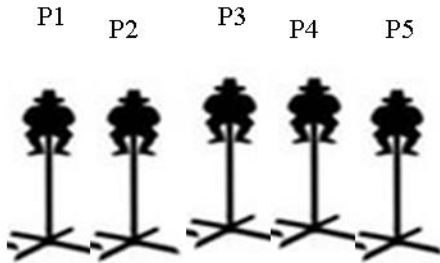
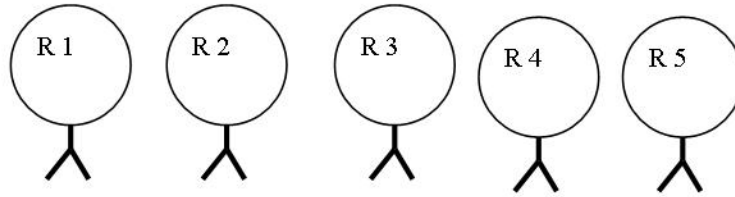


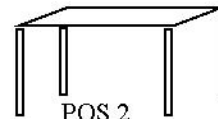
**Stage 6 Bay 3**  
**DEC 2009**



POS 4



POS 3



POS 2



POS 1

LOAD

UNLOAD

**10-PISTOL 10-RIFLE 4+- SHOTGUN**

**Staging** Two pistols loaded with 5 rounds each and holstered. Rifle loaded with 10 rounds staged on the table at position 3. Shotgun at the ready with at least 4 shells on your person.

**Start** Standing at position 1, both feet at right of table, shotgun at the ready( open and empty on shoulder, one hand on shells if desired).

**On Signal** With shotgun engage S3 and S4 in any order. Move to position 2( center of table) and engage S1 and S2 in any order. Make shotgun safe on either table. Move to position 3( center of table) and with rifle engage R1 thru R5 in the following sequence. R1(outside), R5(outside) R2(inside), R4(inside), R3(center) with double taps. Make rifle safe on table and move to position 4( center of fence). With pistols engage P1 thru P5 in the same sequence as the rifle using second pistol as needed. You may load your shotgun on the move as long as the action remains open while moving. Only gunfighters may have both pistols out at the same time.