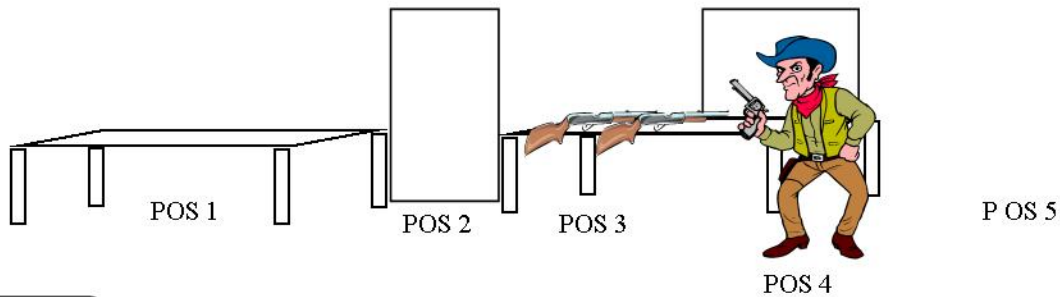
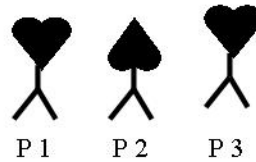



Stage 2 Bay 1
Dec 2009



LOAD

UNLOAD

10-PISTOL 10-RIFLE 4+- SHOTGUN

Staging Two pistols loaded with 5 rounds each and holstered. Rifle loaded with 10 rounds staged on the table at position 3. Shotgun staged on the Table at position 3 with at least 4 shells on your person.

Start Standing at position 4 with both hands on window frame.

On Signal With pistols engage P1 thru P3 through the window in a double tapping continuous Nevada sweep using 2nd pistol as needed, holster. Pick up rifle and Move to the doorway, position 2, and with rifle engage R1 thru R3 through the doorway in a double tapping continuous Nevada sweep. Make rifle safe on the table at position 3, pick up shotgun and move to position 5, both feet outside of the table, and with shotgun engage S1 thru S4 in any order. You may load your shotgun on the move as long as the action remains open while moving. Note the rifle and pistol targets start on either end, shooters choice.

Only gunfighters may have both pistols out at the same time.